



Government of Tamilnadu

Social Science

III – Standard

Untouchability

Inhuman-Crime

Department of School Education

**A Publication under
Government of Tamilnadu
Distribution of Free Textbook Programme
(NOT FOR SALE)**

© Government of Tamil Nadu

First Edition – 2011

(This book is published under Uniform System of School Education Scheme)

AUTHORS

Prof. T. MURUGAVEL,

Dept. of Humanities and Social Science,
Sri Venkateswara College of Eng, Sri Perumpudur.

Tmt. Meerabai Gopi,

TI Matric Hr Sec School,
Ambattur, Thiruvallur.

Tmt. S.Chitra,

Panchayat Union Middle School,
17, Asthinapuram, Kattangolothur,
Kancheepuram.

Tmt. Srikala,

Valliammal Matric Hr Sec School,
Chennai.

Tmt. A.kalaivani,

Panchayat union Middle School,
Zamin Kaliyapuram, Pollachi.

Tmt. Jeba Punitha,

MCC Matric Hr Sec School,
Chetpet, Chennai.

Tmt. Manjit Srinivas,

The School (KFI), Adyar,
Chennai.

Tmt. Prema,

Leo Matric Hr Sec School,
Chennai.

REVIEWER

Thiru. V. EXPEDITH,

Senior Consultant, SSA, DPI, Chennai.

Tmt. SUMITRA M. GAUTAMA,

Coordinator-Outreach, The School (KFI), Chennai.

AUTHOR CUM CHAIRPERSON

Tmt. INDRA KOSALRAM,

Govt.Hr.Sec.School, Perangiyur, Villupuram District.

DTP

Thiru Sarath chandran

BOOK COVER DESIGN, LAYOUT, ART

Thiru R. BALASUBRAMANIAN,

Govt.Hr.Sec.School.Surilipatti, Theni District.

ARTIST TEAM

Thiru M. JOHN RAJA, P.U.P.S Vengadesapuram, Cuddalore District

Thiru S. MANOHARAN, Govt.Hr.Sec.School. Silamalai, Theni District.

LAYOUT DESIGN

Thiru N. SRINATH

Textbook Printing

Tamil Nadu Textbook Corporation,
College Road, Chennai-600 006.

This book has been printed on 80 G.S.M. Maplitho Paper

Price: Rs.

Printed by offset at:



S.No

CONTENTS



- | | |
|--|-----|
| 1. The world I like | 1 |
| 2. My Neighbourhood | 8 |
| 3. On my way to School | 14 |
| 4. Know your directions | 26 |
| 5. Are you safe on the road? | 35 |
| 6. Let us Travel | 45 |
| 7. Story of Food | 57 |
| 8. People who help us | 72 |
| 9. Our District | 88 |
| 10. Five Physiographical Divisions of Ancient Tamil Nadu | 101 |
| 11. Our Feathered Friends | 112 |



For our friends...

The aim of the new edition is to make children read and enjoy learning. There are activities that help them to work-individually and in small groups. It is important for the teacher to facilitate group learning, as it promotes cooperation and improves the quality of social interactions. The text is enriched by a variety of illustrations, photographs, diagrams, maps and tables.

The chapters try to simulate real events that might contribute to learning in the classroom, and where possible, introduce characters drawn from every day life, in order to keep the children involved and interested in what they learn. Small narratives have been used as a tool for sensitizing the child to the links that history has with geography. Questions have been integrated into the learning frame, to achieve the desired competencies for Class III. While the book offers enough scope for precise and focused questioning, it is hoped that the child will not feel intimidated by the scope of evaluation.

The book supports activity-based learning, and is 'learner centered'. The teacher has a vital role - and her presence in the textbook is both real and virtual. She stimulates the children's curiosity to learn further about

- ▶▶ the environment that they live in (surroundings - home, neighbourhood, school),
- ▶▶ the cardinal directions, road rules and the importance of safety,
- ▶▶ travel and means of transport,
- ▶▶ food and how it contributes to good health,
- ▶▶ public services and how they support us,
- ▶▶ the districts of Tamilnadu,
- ▶▶ the five physiographical divisions of land in Ancient Tamil Nadu, and how they connect to our history and geography today,
- ▶▶ the colourful and rich world of birds
- ▶▶ an excursion to a historical site: Mamallapuram; and
- ▶▶ two stories from history to read and enjoy.

Finally, though the content of the book is child-centred, providing space to explore and to make children active participants in the process of learning, it is hoped that the teacher will enjoy and learn from transacting the book with children..



I am Meena.

In my Home..

I like to...


sing songs.

eat tasty food.

hear stories from my grandmother.

go out with my parents.

play with my brother.



In my neighbourhood...

I like to...

play with my friends.

go to the market with my mother.

play on the swing in the park.

ride a bicycle in the playground.



At school.....

I like to...

grow plants.

dance, sing, draw and make things.

learn along with my friends .

be appreciated by my teacher for good work.

play in the evening with my friends.

What would you like to do? **Write!**

At my.....



Home

Neighbourhood

School

I like to...

I like to...

I like to...

Blank space for writing.

Blank space for writing.

Blank space for writing.


Blank space for writing.

Blank space for writing.


Blank space for writing.





Latha, Jamal, John and Mary are studying in class III.
They come from different neighbourhoods.
Let us listen to what they are going to tell us:



I am Latha.
I live with my parents in Kilappakkam
village. We have a cow in our house.



My name is Jamal.
I live in Nagore with my
grandparents, my parents,
my aunt and uncle,
my brother, and
two cousins.



I am John.
I live in an
apartment in Tambaram
with my aunt,
uncle and my sister Mary.

Where and with whom do
you live? Draw and write.





As you see, families are of different kinds. There are big families, small families and joint families.

Do you live in a small family or a big family? _____



Meena said.....

I love my family. My mother hugs me when I return home from school. She listens patiently when I tell her all about my day. I get angry when my brother argues with me! At such times, my grandfather consoles me. My family takes care of me in so many ways.

'I can share my thoughts with my family. When I am happy or sad or angry, I can talk to some one at home,' said Jamal.

Will you share about yourself? Here are some questions for you.

Do you have a pet name at home? What is it? _____.

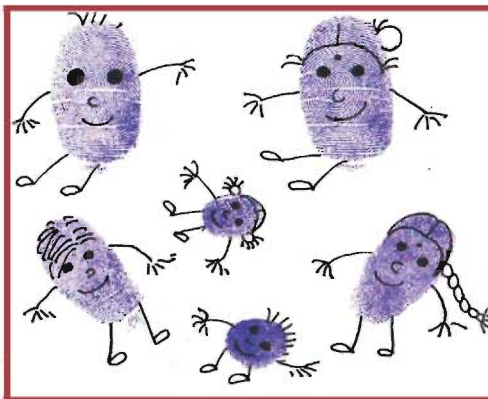

What language[s] do you speak at home? _____.

Whom do you speak to, when you are sad? _____.

Whom do you speak to, when you are scared? _____.

Whom do you go to, when you have doubts in your lesson? _____.

Whom do you go to, when you have made a mistake? _____.



Meena made thumb impressions and turned them into pictures of her family. You can also do this!

Collect information from your home.

Your grandfather's native place...

Your grandmother's native place...

The names of their childhood friends...


The games they played during their childhood...

Which of those games exist even now? Do you play them?

Among those games which game do you like the most? Why?




Do you like to play alone or with your friends?

With whom do you play?



At School

At Home



This is the home of Sumathi and Saran. They say,
"In our home we have the freedom to speak what we think, and
we always share the house work... there is a lot of love."

Look at these pictures - they show you how Sumathi and Saran
help at home...





Do you help at home? How?

How do you spend your holidays with your family?

Draw a picture of your home.

Sketch it with trees and flowering plants that you like.






2. My neighbourhood

A neighbourhood is an area where many families live together. In a neighbourhood, there may be roads, railway lines, bus stops, markets, ration shops, places of worship, different kinds of plants, animals, insects and birds. Many people live in a neighbourhood.

You have met Latha, Jamal, John and Mary. Here, they tell you about their neighbourhood.

Latha




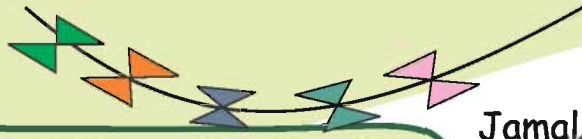
I live in a separate house in a village called Kilapakkam. It has around 500 houses. There are many streets connecting these houses. I live in Anna Street. There are 25 houses on the street. We have one common tap from which we collect water and also one ration shop. We get our provisions from the ration shop. There is also a small shop, where my mother buys me sweets. My father, Nallathambi, works in a hotel in Chennai and comes home during the week ends. I play 'paandi' with my friends Kala and Vanathi in the evenings. Their parents are farmers. We celebrate different festivals and share sweets. We go to school together.

From where does the family get its provisions?

What does Latha play with her friends?

What do they all do together?





Jamal

I live with my grandparents, parents, brother, aunt, uncle and two cousins in Nagore. My house is near the seashore. My grandfather is a fisherman. There are many houses next to ours, may be 30 houses in the same row. Most of the men here are fishermen. My father and my uncle also go to fish in the sea. I have a lot of fun in the evenings, playing with my brother and cousins.



Where is Jamal's home?
 With whom does Jamal live?
 Draw Jamal's neighbourhood.

We live with our aunt and uncle in Tambaram, a suburb of Chennai. We live in a flat. There are forty families living in our apartment complex. Our parents are working for a Non-Governmental Organization [NGO] near Tirunelveli and visit us often. Tambaram is a very crowded neighbourhood. All the children in the flats play together in the evenings. But we all go to different schools. Mary loves to visit Vandalur Zoo, that is close by, because there are lush green plants and animals there.

Mary



Where is John and Mary's home?
 Why do they live with their aunt?
 Why does Mary like to visit Vandalur Zoo?



John

Write about your neighbourhood with the help of your teacher.



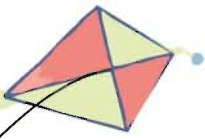
Meena and her neighbourhood

Look at this picture and write down what Meena shares with her neighbours.





Whom do you like the most in your neighbourhood? Why?



Me, My Neighbourhood

Some of us have lived in one place all our lives.
Some others have moved to other places.
What about you?



Find out from the elders at home and from your neighbour and fill in.

Questions	At home	From your neighbour
For how many years has your family been staying here?		
Where did your family live before coming here?		
Two places which you like the most near your house.		



My school.....

School is like a very big family, because it teaches you about life. It is a place where you spend a lot of time, building relationships with your classmates and teachers and learning many things.





It is also like a neighbourhood because there are responsibilities to share. Our teacher teaches us to read and write. We also learn good manners and gain knowledge and skills.

The school office staff keep all the school records. The Principal make sure that the school runs smoothly. The noon meal worker cooks our noon meals. When required there are people who take care of the plants the maintenance and the safety of the school. All of them make it possible for us to learn at school.

A teacher wearing glasses and a sari is pointing towards a green chalkboard. The chalkboard contains the following text:

Date :
Day :

III STD

Roll : 20 + 18
Present : 19 + 18

We should.....

- ★ come to school on time.
- ★ keep our class room neat and clean.
- ★ throw the waste in the dustbin.
- ★ always follow the queue.
- ★ ask questions one at a time in the class room.
- ★ water the plants in our school everyday.

Do you follow these instructions in your school?

Among these, which one do you feel is the most important? Why?



Keep your surroundings clean and tidy

Read the instructions on the boards at the Zoological Park.
Why are they kept there? How are they helpful?

What will happen if you do not follow these instructions?

If we spit on the road, we spread disease.

If we waste water,

If we don't stand in a queue,

If we tease animals,

If we don't use the dust bin,

If we don't keep our surroundings clean and tidy,






3. On my way to school...




Every day, on our way to school, we cross many different kinds of trees and vehicles, hear the chirping of birds, along with a variety of other sounds, pass many known and unknown people and see many diverse scenes and sights.

Every day, through our experiences as we come to school, we learn many new things.



These are what Meena usually observes when she goes to school.

Circle what you see on **your** way to school.



In the spaces given, draw any interesting objects, sights and scenes that **you** have observed on your way to school.

Routes we travel by....

We choose a definite direction to reach a place.

This is how other creatures too do it!




Here is a bird.

How does it find its way to its nest?

Are there any landmarks that help it

find its way?





Here are two monkeys.

How do they move in the forest

in search of food?

Do the trees in the forest

look like pathways for the monkeys?



Fish move in groups - in the sea, river, lake or pond.

Are there paths in the water that they see and swim on?

How can **you** find the way from your home to school?

When people move from one place to another, they use different roads.

There are single-walker footpaths, there are mud roads on which bullock carts move, and tar roads connect bigger places like towns, cities and villages.

National Highways connect different states and cities in India.

We can remember any route by the different places we cross on our way there.

Can you name a few places that you cross on your way to school?

For instance, you might say, 'I live near a level-crossing'. Is there a bakery or a park next to your house? Is there a place of worship?

On my way to school, I cross

Everybody in a village town or city has an address, or a way by which they tell every one exactly where they live. This address is also called a postal address because it helps the postman to bring the letters to your home. It is important to remember your postal address because it will help you to find your way back if you are lost.

Do you know your postal address?

Name : -----
Door Number and Street or Road : -----
Area : -----
Town / City : -----
State : -----
Pincode : -----



A Warning

It is important to be safe at all times on our way to school. Later on we will learn the road rules and how to follow them. On your way to school, do not speak to strangers and take the gifts or sweets they give.




It is fun to think in what other ways we can write our address. You could say, for instance, that you live in a green coloured house close to a huge neem tree. Or you might say that your neighbour's balcony has many fragrant rose plants or a bird's nest. Remember, your home is a place that you can touch, hear, see, and smell!



Can you think of another way in which you can write your address? Do try.

There is another easy way of telling your friend how to come to your home - by using your right and left hand.



If you turn towards your right hand side, then you say, 'I am turning to my right.'



If you turn towards your left hand side, then you say, 'I am turning to my left.'

To make sure that you are giving the right directions to your home, here is another interesting game that you can play with your friend. It is called a Mirror Game. **Stand facing each other.** If you are A, then your friend is B. Imagine that your friend is a mirror image. Lift your right hand up.



Which hand will your friend lift up? _____. Touch your left ear.





Which ear will your friend touch? _____. You can now direct your friend by saying, "Turn **right**, then turn **left** after the level crossing, and walk straight - my flat is in the third building on the **right**."


The place you go to daily is your school.
Do you know your school address?

Name of the School : _____
Door Number : _____
Street or Road : _____
Area : _____


Town/City: _____ State : _____ Pincode : _____

Like you Kalai also studies in Class III and she walks to school everyday with her friends, Mekala and Ayesha. Today it is raining.  Kalai is carrying an umbrella.  As she and

her friends walk along the  pond, they hear the frogs croaking-  k..r...r..k k..r...r..k  They see an


 egret. Kalai jumps like a frog. Mekala tries to fly like an egret.

'I have seen this bird sitting on the cows back,' says Kalai.

'Now it is not raining', says Ayesha. As  the sun comes out, they see their shadows in front of them. They all run. As

they run, they try to step on their shadows. But they cannot! Ayesha says, 'I can step on your shadow, but I can't step on mine!.' Can you say why? As I move, my shadow also moves.

On your way to school have you seen your shadow?



After crossing the pond, there is a beautiful field and an Ayyanar statue on the way.

They now cross an orchard. It is full of mango trees. 'I like to eat mangoes,' says Kalai. A small dog joins them for a while. They now come to the tar road. They see a bus. Sameer is in it. Along the road, they see a



small shop. Near the shop,



there is a zebra crossing. They

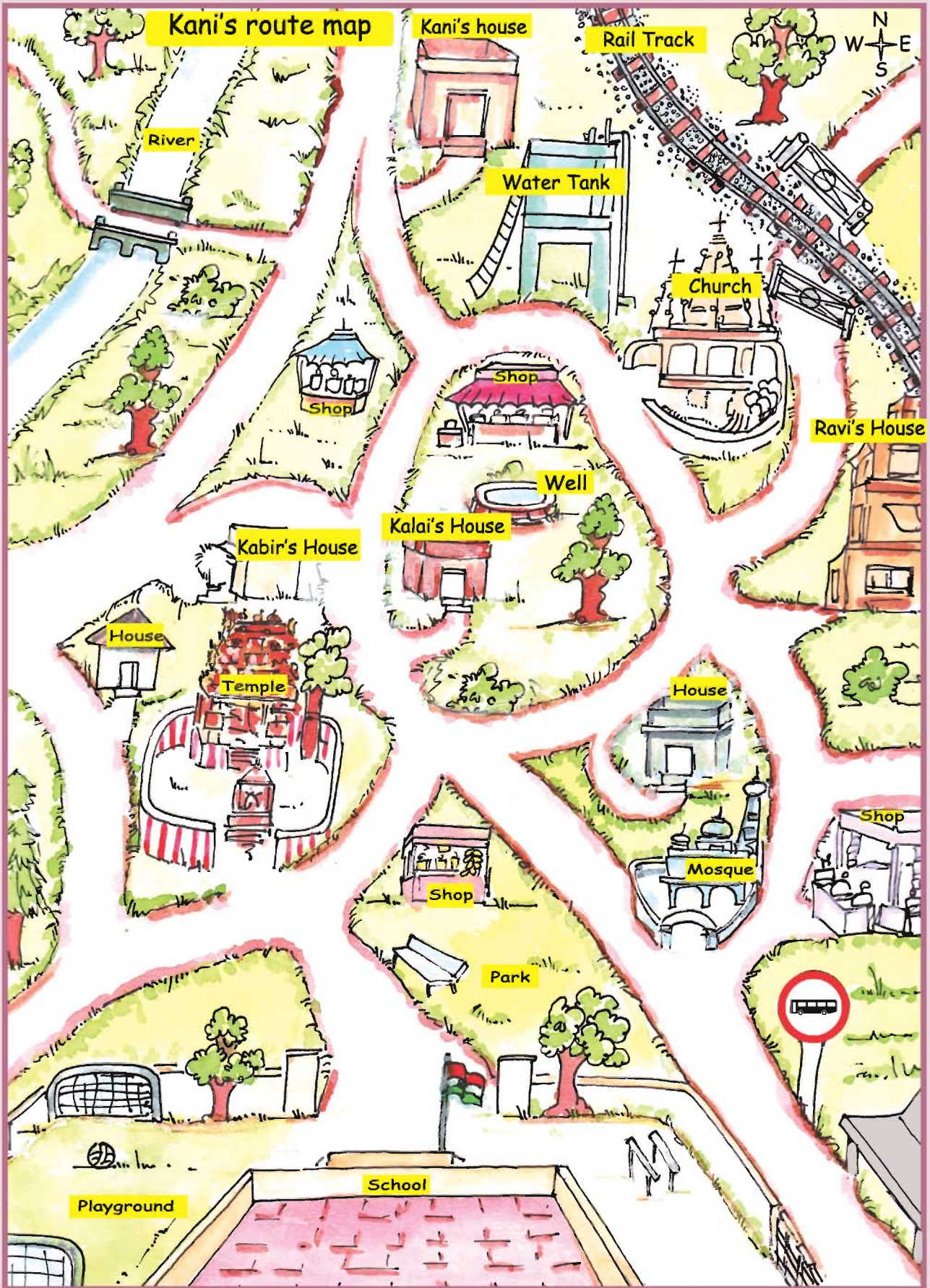
carefully wait till the road is clear and then they cross the road. After that, they turn right into a small lane and they are in front of their school gate. As they enter, they hear their school bell ringing!









See and answer:

List what Kalai, Mekala and Ayesha saw on their way to school.

A large, light purple, rounded rectangular area containing three horizontal lines for writing answers.



See the map and answer using different colour pencils.

-  Sketch the path that Kani takes to school.
-  Sketch two different routes that Ravi can take to go to school.
-  Tick what Kalai sees on her way to school.
-  Circle the shops that are in the map.
-  What do you find on the way to school from Kabir's house?
-  How many turnings does Kani have to take on her way to school?
Count and write. _____





Children may form groups and play a memory game with what they saw on their way to school.

Is your best friend's house far from, or near your house?

FAR NEAR

What do you see on your way to school?

 On the right side, I see _____

 On the left side I see _____

Who comes with you to school everyday?



- ◆ _____
- ◆ _____
- ◆ _____







Are there schoolmates who live close to you? Write their names.

Tick ✓ the water bodies you have seen in your area.

River	<input type="checkbox"/>	Tank	<input type="checkbox"/>	Sea	<input type="checkbox"/>
Lake	<input type="checkbox"/>	Stream	<input type="checkbox"/>	None	<input type="checkbox"/>
Pond	<input type="checkbox"/>	Well	<input type="checkbox"/>		

KEEP A WEATHER CHART

Do you notice the weather, when you go out of your home?
Note the dates/time when it is

	hot 	mildly warm 	cool breeze 	cloudy 	rainy 	Cold 
Date						
Yesterday						
Today						

What do you see people doing on your way to school?

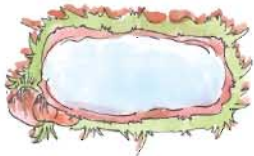


To sum up...



List what you have observed on your way to school in the table given below - an example has been given to help you.

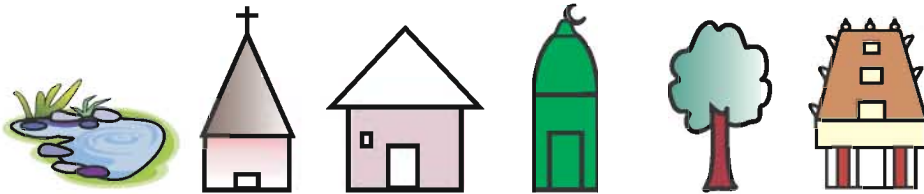
BUILDINGS	TREES	THINGS	ANIMALS
Post Office	Neem	Waste Bin	Dog



Let us have fun! Create your own symbols.

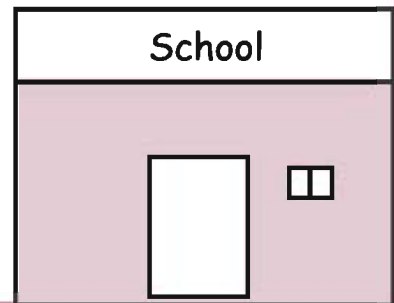
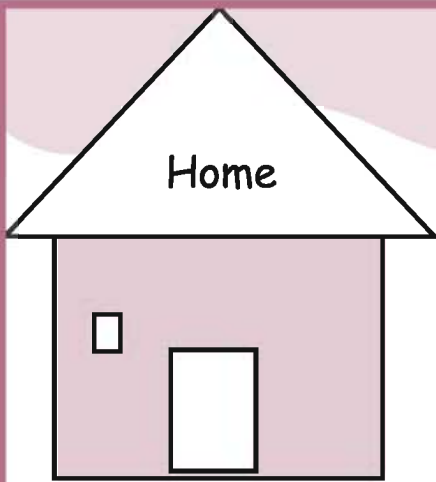
What symbol would you give, for some of the places that you like?

For example, How would you show that you like sitting under the rain tree in your school?



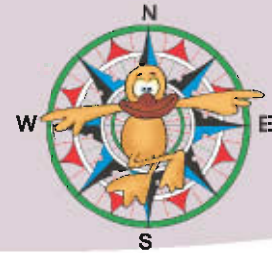
You can draw your symbols here.

Draw the path you take from home to school.





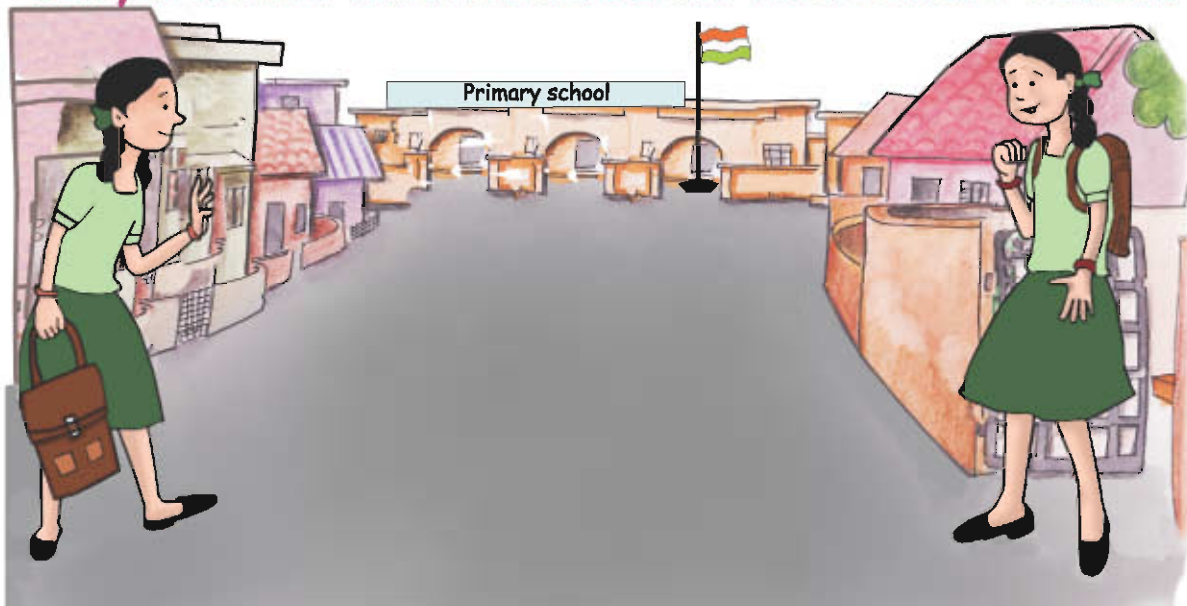
4. Know your direction



Kavita and her friend Malar lived in opposite houses on the same road. They were studying in the same school in Class III. Both of them walked to school together every day and were good friends. They were learning about directions in their Social Science class. On the way to school that day, Kavitha and Malar had a heated argument about whether they had to turn to the left or to the right to go to their school. 'We have to turn to the left. I know it,' said Kavita. 'No,' said Malar. 'We have to turn right.' They kept arguing all the way to school. In school, they waited eagerly for their teacher. The moment she entered the class, they ran to her and told her of their confusion. 'You both are correct,' said the teacher, smiling. Can you guess why?



Can you indicate which is Kavita's and which is Malar's house?





In class, the teacher said,
'Let us play a small game'.
You play it, too!



The teacher asked the children
to stand up. She asked, 'What do you see in front of
you?' I see _____.

'Now, turn to your left.

What do you see?' I see _____.



'Turn to your left. What do you see?'

I see _____.


'Turn to your left again.

Now, what do you see?'

I see _____

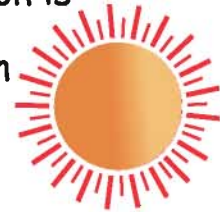
'Turn to your left again'.

'You have made a full
circle around yourself.'



'Now let us play the same game by
turning to the right', said the teacher.

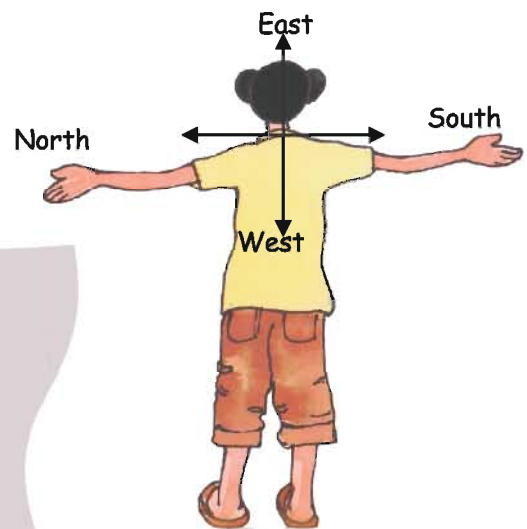
When you get up in the morning, can you see where the sunlight comes from? That direction is the East. In the evening, look at where the sun light comes from. That direction is the West. This helps us to find out in which direction we are moving.



There are four main directions. They are North, East, West, and South. The sun helps us to find the directions.

Do this Exercise: Learn the Cardinal Directions


Stand facing the sun in the morning.
we face east and behind us is west.
Our right hand points towards the south
and our left hand, towards the north.



"These directions don't change wherever we go on earth. Remember this and you will never be lost," said the teacher smiling. "Always check the time of day to be correct in telling the direction." The teacher then showed them two pictures. "The first picture shows Appu standing in front of his school at 8.30 in the morning. The second picture shows Appu facing his home at 4.30 in the evening. Can you teach him the cardinal directions?" asked the teacher.

Show the directions to Appu.


Morning





East








West



Evening



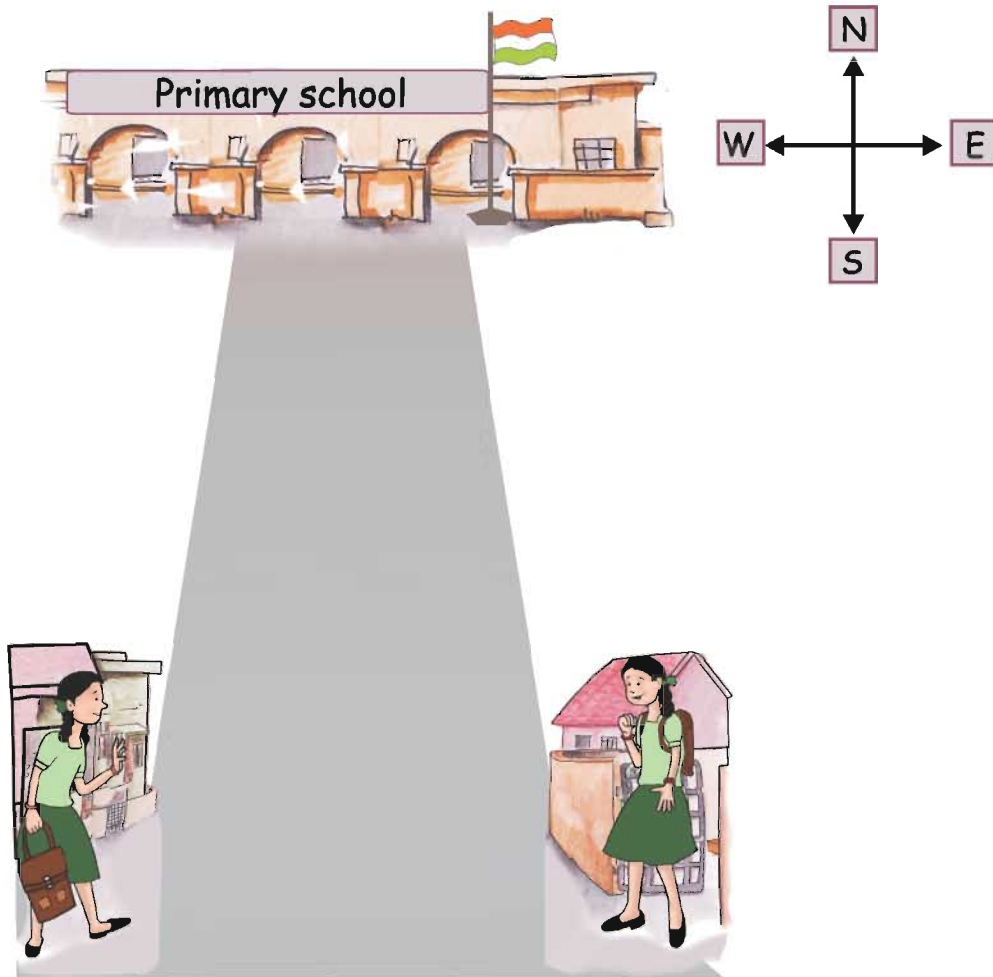


Kavita now understood the four cardinal directions. 'We both turn north to come to school', said Kavita.

If both Kavita and Malar are to turn to the North to come to school Kavita has to turn left and Malar has to turn to the right. Can you say in which direction their houses face?'

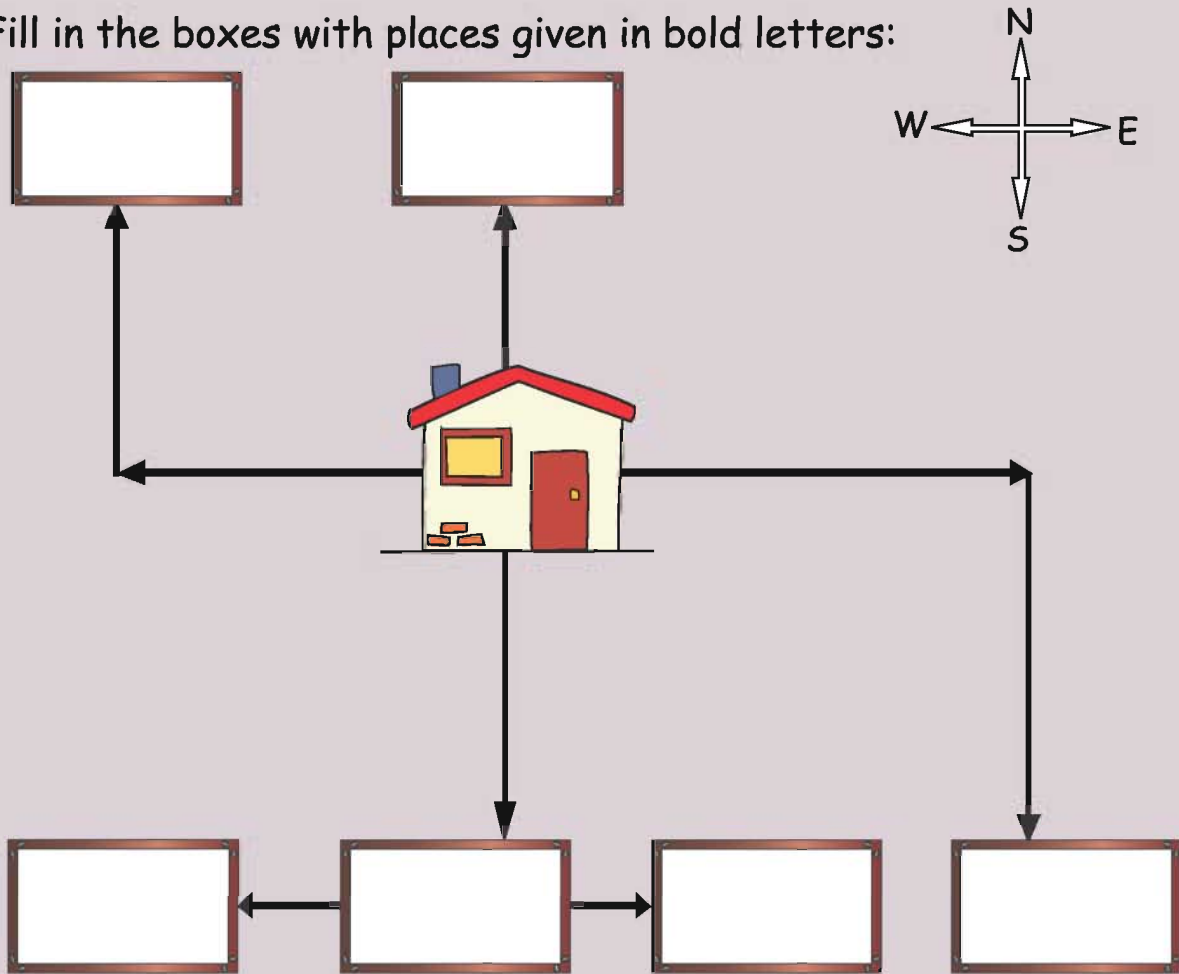
Kavita's house faces _____ .

Malar's house faces _____ .



Directions tell us where specific places are located.

Fill in the boxes with places given in bold letters:



- ❖ From your home, walk towards the West and then turn towards the North. You will find the **park**.
- ❖ From your home, walk towards the North. You will reach the **market**.
- ❖ From your home if you walk towards the East and then turn towards the south you will find the **nursery**.
- ❖ If you go towards the South from your home, you will find the **fancy store**.
- ❖ To the West of the **fancy store** you will find the **school**, and the **police station** to the east of the **fancy store**.

Mariner's Compass

Directions are very important for sailors. His sense of direction guides the sailor to his destination even in fog or rain.



Sailors use an instrument called a compass to find directions while sailing. The needle of the compass always points towards the North.



Read and enjoy! Here is a story for you

To the north of Mayanur village, there is a small forest. To the east of that forest, there is a small pond. Different kinds of birds live near the pond with their young ones. There are crows, cranes, kingfishers, pelicans and many more.

During summer, the pond dried up gradually.

All the birds gathered together and had a discussion about what they could do.



An old kingfisher said, 'There is a tank to the south of Mayanur. That tank never dries up. We can all go there.'



A crane said, 'Do not go there. It is crowded already'.

A crane said, 'I remember there is a beautiful river. With my friends, I will find out where it is and we can all go there.'

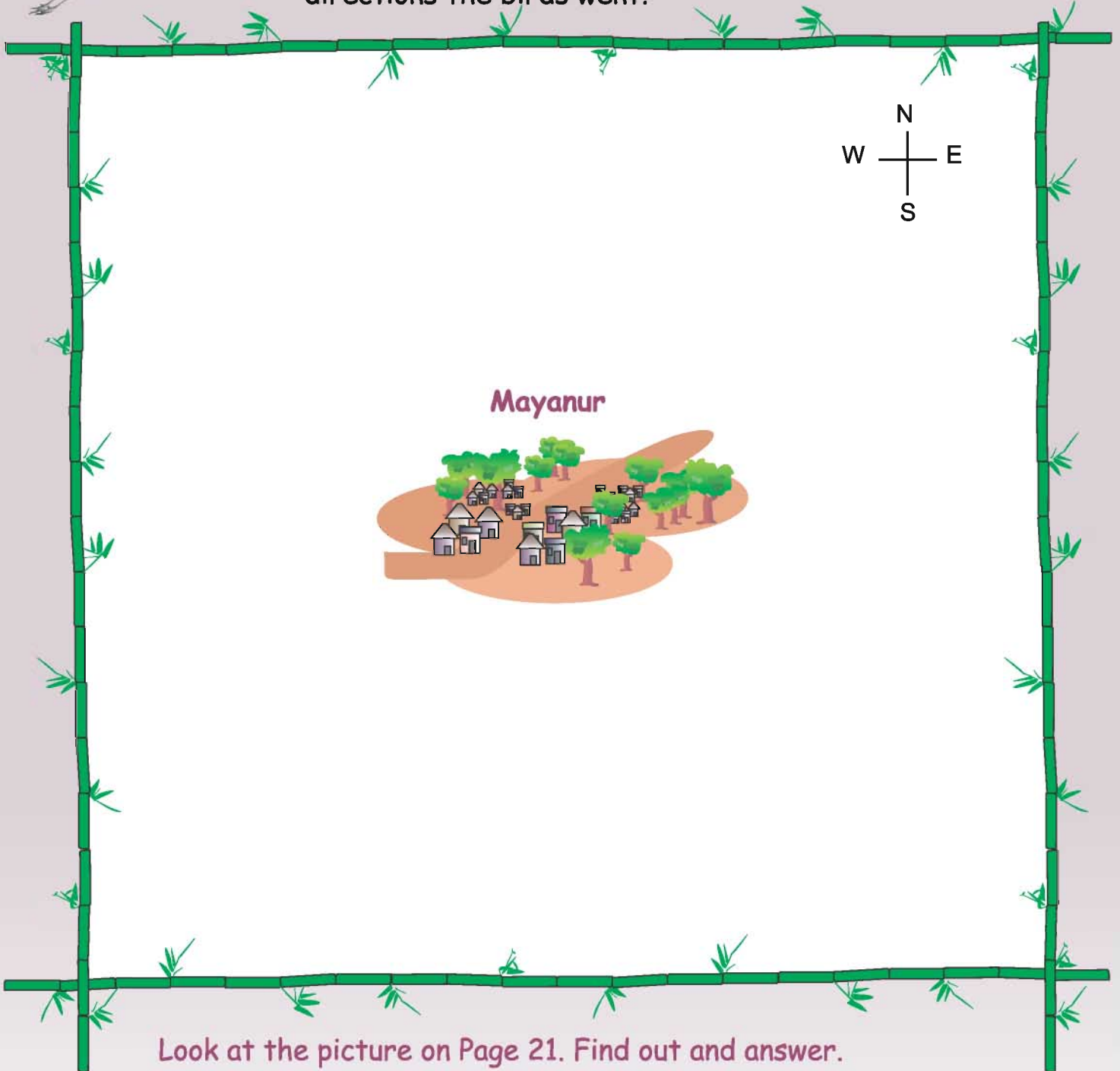
The crane and his friends flew to the West and saw the river from a distance. There were green fields and many trees.

The birds came back and gave the happy news to all the other birds. They all flew to the riverside and spent the summer peacefully.





Can you draw a map that shows in which directions the birds went?



Look at the picture on Page 21. Find out and answer.

- ✿ What directions does Kani take, to go to school?
- ✿ What is to the west of the school?
- ✿ Kabir's house is located to the _____ of the temple.
- ✿ Railway track is located to the _____ of the church.

5. Are you safe on the road?



It had rained in the morning. Many children came early to school. They were playing outside and drawing lines on the wet sand. Some children were playing 'paandi' (hop and skip) on the sand.

Karthik was having fun. When he saw his teacher, he ran to her and said, 'Please look at these lines. Do these lines look like roads?'

'Yes,' said the teacher. The teacher asked them all to clean up and come inside the class. 'It must have been fun to make so many roads in the wet sand,' said the teacher. 'Shall we talk about it? What kind of roads did you make?' asked the teacher

'All kind of roads - mud roads, tar roads, big roads, curved roads, straight roads, junctions, main roads and crossroads.....we even ran around the paandi track.'

'Name the vehicles running on your roads,' asked the teacher.

'Car, bus, and auto - there was a traffic jam,' said Viji.



'Also, Isaac and Raju banged into each other and fell down,' said Seetha.

'I was trying to cross', said Raju. 'I did not expect that he would stretch his hand suddenly.'

'What happened to the people who were walking?' asked the teacher.



'Well, they did not have any place at all to walk,' said Kannan.

'Shall we speak about why all these things happened?' asked the teacher.

'Nobody listens to anyone,' said Reshma.

'Everyone follows their own rules,' said Arul.

'This is happening everyday on the roads, too. Shall we create a few rules that will make sense to everybody? To be safe, you need to' **'STOP, LISTEN** and only then **START**,' said the teacher.

'Let us form some simple rules for pedestrians,' said Mumtaj.

'Here is mine - walk on the footpaths. They are meant for us.'

'But there are no pavements near my house,' said Meena.

'Walk on the extreme side of the road if there are no pavements or platforms. It will be safe for you,' replied Mumtaj.

'We should not rush, run or play on the road,' said Raju.

Do not read books or look at hoardings while walking on the road,' said the teacher with a smile.




'When I go by bicycle to school with my brother, he waves his hands to greet his friends on the road,' said Natasha.

'It is distracting and unsafe for both of you,' said the teacher.

'Never walk along railway tracks and bridges. Be careful when you cross a railway track. We can also get the help of older people while crossing the railway track. You can use the over - bridge or subway if they are available,' said the teacher.



'So many rules!' said Kevin. 'How will we remember?'



'Let us pretend that we are walking on the road. You must tell me whether what I say is **right or wrong**. Are you ready to do this?' asked the teacher.

If it is **right** colour it with **blue**.



If it is **wrong** colour it with **orange**.



Walk on the footpath.



When there are no pavements, walk in the middle of the road.



Do not rush or run on the road.



Always play near or on the road.



Skip and play ball when you walk. It is fun!



Do not read books as you walk.



Don't look at hoardings or wall posters while walking on the road.



When you are riding a bicycle with your brother to school on the road, greet friends by waving your hands.



Never walk along a railway track.




When you cross a railway track, do not bother about the signal.



'Now, I know what is right, but sometimes I forget!' said Kevin.

The next day, the teacher decided to invite Mr. Arun from the Traffic Department to teach the children the traffic rules. He was very happy to talk to the children. He showed them a picture of prescribed road safety rules and explained these rules to the children.



TRAFFIC SIGNS AND ROAD MARKINGS



The most common sign is the traffic signal. Everywhere, there are signs to help us to be safe. You just have to look and follow.

Traffic signals regulate the traffic.



- Red — STOP
- Yellow — GET READY
- Green — GO



Traffic signs guide the pedestrians.

- STOP — Red ←
- GO — Green ←



Road markings are painted on the road and they are also useful to guide and regulate the traffic. Follow the traffic signs and signals for your safety.

Always try to cross the road at zebra crossings. Subways and footbridges are provided on wide roads. We must use subways and



footbridges wherever they are provided. When you are at a pedestrian crossing, you must wait for the green signal and also wait until the vehicles come to a complete halt, before crossing.

Wherever there is no zebra crossing, you should wait, look right, left and again right and then cross the road carefully. Before you cross the middle of the road, look again to your left to make sure that no vehicle is coming. We should not run while crossing a road.

Here are a few signs to follow.



Guarded Rail Crossing



Unguarded Rail Crossing



School Zone



Speed Breaker



Dangerous dip



Left Turn



Right Turn



Bus Stop



No Horn

Why is the driver shouting? _____



Look at the given pictures , Use (✓) for do's , (X) for don'ts in the boxes provided.



Match the numbers given in the picture with the words:

Street Lamp



Name Board

Traffic Signal



Footpath

Zebra Crossing



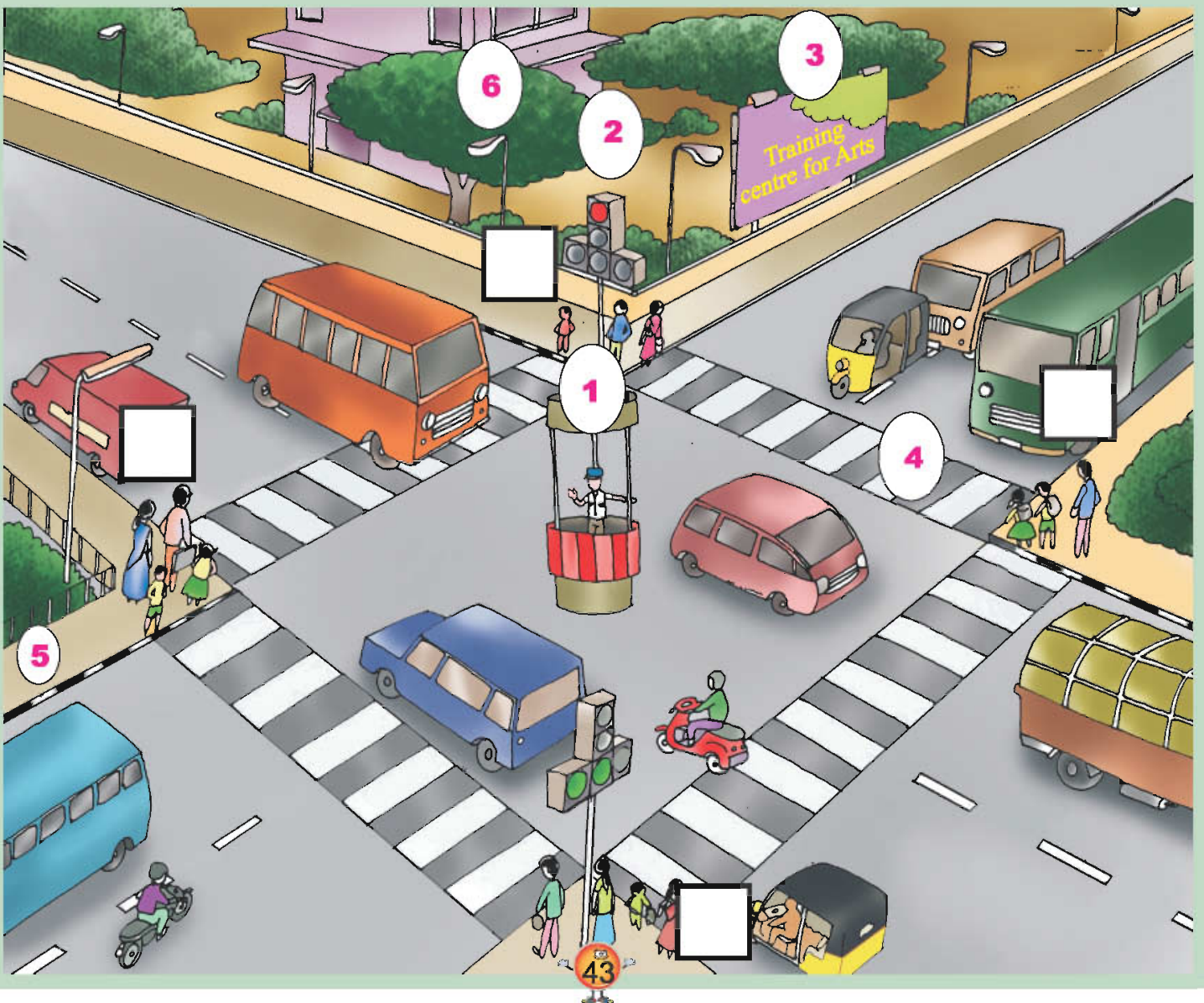
Traffic Police

Colour the pedestrian boxes.


should not cross – red colour





can cross – green colour





Place the traffic signs
in the right places. 





6. Let us travel



Sembian was worried. His father had not come back after collecting firewood for the week. He lived in a small village. His father had a frame of sticks to carry the firewood. He usually came back in a day or two, pulling a frame heavily loaded with fire wood.


Sembian was waiting anxiously for his father. He knew his father was a careful man. He always took the safe path used by many others. Sometimes, his father came back with a story for Sembian. He spoke about strange or beautiful or savage animals found in the forest. Sembian longed to go with his father but he was too young.


Soon, Sembian heard a rumbling noise.

In the beginning, he was scared and he thought of running to his mother.

But suddenly he saw his father pulling something behind him. **It moved!**

This time, his father made very little effort to pull the frame. Sembian was excited. He ran to his father and asked him, 'Father, what is that round thing that moves the frame?'





'I just made it. I had this idea when I was cutting a slice of the tree trunk,' said his father proudly.

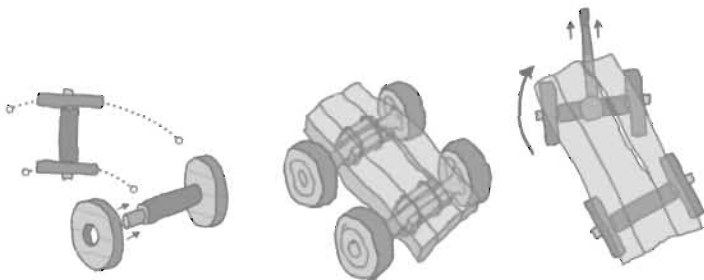
'What do you think?' asked his father.

'I think it looks super!' said Sembian.




He was admiring his father. Really, he thought that there was nobody in the world like his father!

Sembian lived thousands of years ago!




Invention of Wheel
made Travel Easy

Today, we have many kinds of vehicles, using different kinds of wheels and we use these vehicles to travel anywhere on the earth. The invention of the wheel gave way for modern means of transport. We also use Vehicles for transportation of goods.





Which vehicle would you use to travel to these places?



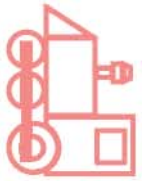
Find out the different ways in which your grandparents travelled to these places in earlier days.

Then

Now

Vehicles used by people 50 years ago.

We like to travel to different places. We need different means of transport to reach, different places, depending on the distance that we need to cover and the time at our disposal.



➤ Vehicles that ply fast _____

➤ Slow moving vehicles _____

➤ In which vehicle would you like to travel? Why?

Both have their advantages!





for fun



for visiting religious places



Travel is..



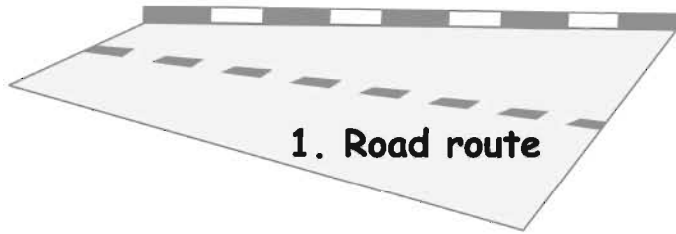
for learning and work




to meet friends and relatives



We have four types of routes:



1. Road route



2. Rail route







3. Sea route



4. Air route

Name the vehicles that ply on these routes.

Type of route	Type of transport
Road route	
Rail route	
Sea route	
Air route	



Road Transport

Roads link many places all over the world.

Vehicles are the means of transport used on the road. We use cars, buses, vans, jeeps, motorbikes, bicycles and bullock carts to move from one place to another. Trucks, tractors and lorries are used to transport goods.



Railways

Trains run on rails.

Train travel is more comfortable for long distances than travelling by road.

We can look out and enjoy the scenery while we travel by train. India has a large network of railway lines. In Chennai, we have metro rail service.

Water Transport

There are passenger ships and cargo ships. We can see them in the sea and in big rivers. We use boats for ferry services to travel short distance. Fishing boats and catamarans are used for fishing in the sea, lakes and rivers.



Air Transport

The fastest means of transport is the aeroplane.

We can cover long distances in a very short period of time, using air transport. The helicopter is an aircraft without wings, but has large blades on top that go round and propel it forward. Do you know, when there is a flood or drought, or when someone needs to be rescued, the helicopter is the vehicle that is used?

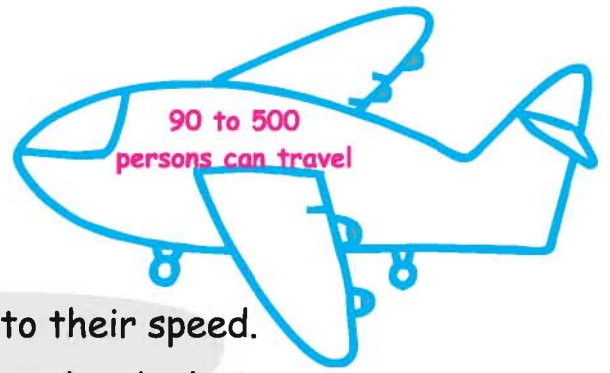
What things would you like to take with you when you go on a trip for two days?





What food would you like to take with you? Why?





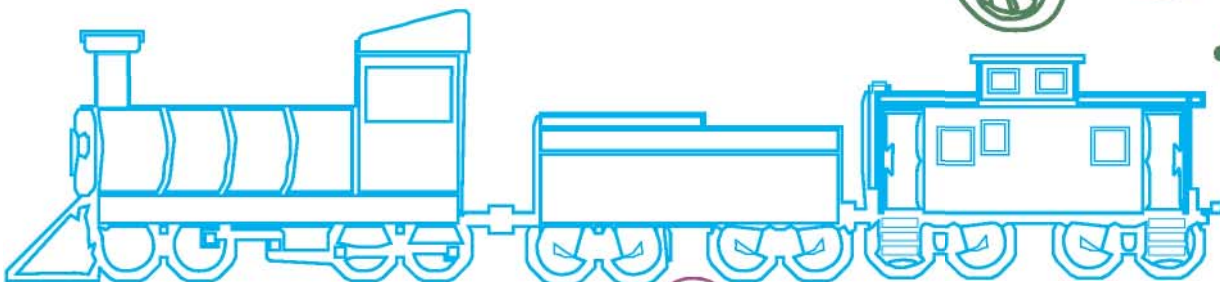

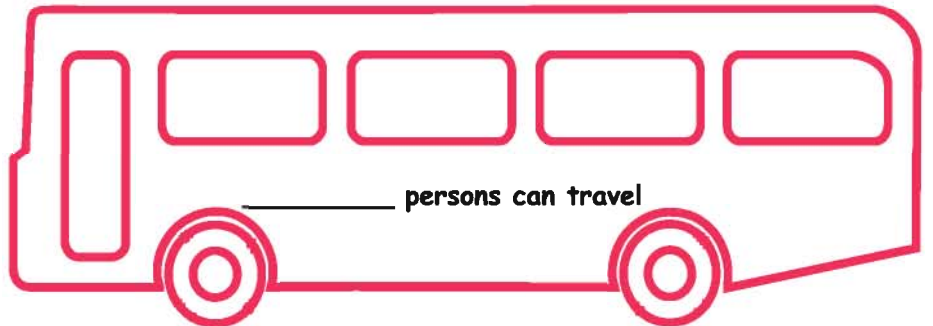

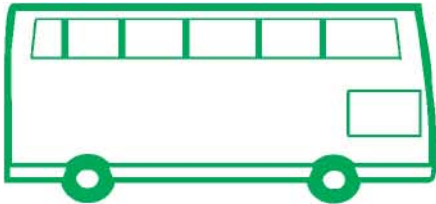
Make travel eco friendly.

Number the vehicles according to their speed.

How many persons can travel in each vehicle ?

How much fuel does each vehicle require?

Shade the vehicles that can run without petrol or diesel, in a different colour.



Name the vehicles:

1 that can carry more than 100 persons at a time. _____

2 that you choose for short distances. _____

3 which do not cause pollution. _____

4 that carry many people. _____


5 that do not cost much. _____

6 Vani and Rani went for a sports meet to Delhi.
Vani reached Delhi in three hours and Rani took two days.
Which means of transport did they take?

Vani _____. Rani _____.

If you are planning to go for an excursion from your school,
to which place would you like to go? How many students?

For how many days?



For the teacher

Children may be facilitated in small groups to discuss
and find out how we can make travel eco friendly.

Vehicles used in hilly regions



Winch train



Cable car (rope way)

The vehicles used for emergency.



Police car



Fire engine



Ambulance

The vehicles used for essential purposes.



During your holidays, have you travelled to visit your relatives or gone on a tour?



What vehicles did you use? Share your experiences.



Read and enjoy.....



Meena was so excited!

'Meena, why are you so excited today?' asked the teacher.

My uncle Sekar is coming back. 'He has gone on a tour to visit



places in India. He has taken many photographs,' said Meena.

'Can you bring him to school tomorrow? He can talk to all of us,' said the teacher.

The next day, Meena's uncle Sekar came to school and spoke about his tour of India. 'I started my journey from **Dhanushkodi**.

I travelled by **jeep** to **Periyapattinam**. I saw many small fishing



villages and palm trees. I enjoyed travelling on the Pamban bridge from **Rameswaram**, as I came by **train**

to **Chennai**, the capital city of Tamilnadu.

across the sea. I went with my friend on a **motorcycle** to



Mamallapuram from **Chennai** and saw many beautiful sculptures.





After returning to Chennai I travelled by a tourist **bus** to

Orissa and visited the sun temple at **Konark**. This temple to the sun god is both scientific and artistic in its construction.

I flew by **aeroplane** from **Orissa** to **Dispur**, the capital of **Assam**.



I visited the **Kaziranga National Park** near **Guwahati**, which is famous for the one - horned rhinoceros. Well, after that



I flew by **helicopter** to **Shillong**. It is the capital of **Meghalaya**. There I saw very beautiful waterfalls called

the Elephant falls. From there I went to **Srinagar**, the capital of

Kashmir and took a ride in a **shikara** in the **Dal lake**. I visited a few lovely flower gardens, too! From there I went by bus to



Jaisalmer in **Rajasthan** and had a ride on the **camel** to



the Khuri sand dunes to watch the sun set. I then went to **Mumbai**, the capital of **Maharashtra** and visited the Elephanta caves by **boat**.

From **Mumbai** I travelled by a **car** along the West coast to **Kerala** with a friend and reached **Coimbatore** through the **Palakkad**



Pass. Then I came to your school by an **auto**, **Sekar uncle**




with a smile!





7. Story of Food



Food is one the basic needs of all living beings. Human beings cultivate the earth and make a variety of interesting and tasty foods. Look at this picture. Can you link the expression on the man's face to what he has tasted?



hot



sweet



sour



bitter



Show the changes in your face if you were to taste the things shown above!


The story of cultivation




Early human beings were first hunters and food gatherers. Later they closely observed nature and understood that plants grow out of seeds. Then they





collected seeds and sowed them. To water them regularly they started to live on the banks of rivers and raised crops. Thus started the art of cultivation.






Name the food you like.



Name the food your friend likes.



Name one food item that is

hot: _____

salty: _____

bitter: _____

sweet: _____

Name one food item that is

soft: _____

crisp: _____

hard: _____

oily: _____

What kinds of food do you have when you are ill?

Discuss with your friend and write how one food item at home.

Much of the food we eat in Tamil Nadu is prepared out of rice.

There are many traditional varieties of rice in India.

Can you name a few? _____



Do you Know Who I am?

I am the paddy seed.



I give you the rice that you eat every day. I flourish in a hot and humid climate. I grow in places which have high rainfall or where my field may be flooded with water from a near by well or river. In Tamil Nadu I grow in coastal wetlands and in the fertile clayey soil along the river banks. Do you know, there are some kinds of paddy that can grow with very little water or even in salt water?

Let us see the different stages of the cultivation of rice.

1.



1. The fields are prepared by ploughing.

2.



2. The seeds are sown on the seedling beds.

3.



3. After some days they are transplanted by hand in the fields, and flooded by rain or river water.

4.



4. Weeds are removed.

5.



5. The crops are irrigated till they grow.

6.



6. Grains are fully covered with brown husk.

7.



7. The paddy is ready for harvest.

8.



8. The paddy is threshed to loosen the husk.

9.



9. It is taken to the mill and the husk is removed.

10.



10. Finally it is taken to the market for sale.

HOW DO WE GET SUGAR?

Look at this picture. With the help of your teacher discuss how we get sugar from the farm.





Ragi



Millet



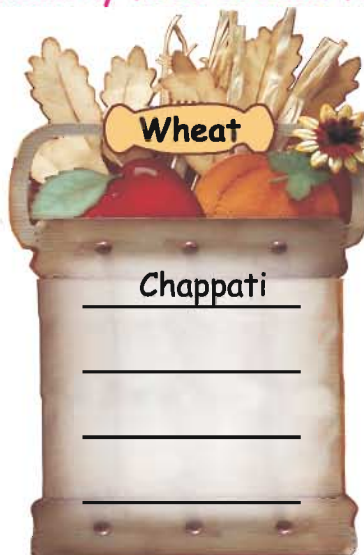
Kambu

Maize




Ragi has calcium that helps in the formation of bones and teeth. It is called 'finger millet' because of the finger like branches on the plant. Kambu is called pearl millet because the grains look like pearls. Our country is a big producer of kambu. Foxtail millet or thinaï is another ancient grain of India. It is extremely good for health.

Name the varieties of healthy food cooked from rice, wheat and millets.



Whole grain gruel

It is very important to have nutritious food everyday. The most nutritious breakfast is whole grain gruel. It is a mixture of many grains and cereals in semi-liquid form. It tastes good when jaggery is added to it.



What are the ingredients used in whole grain gruel (sathu maavu)?



Pulses

What can you prepare from these pulses?

Get help from your parents or grandparents to fill in the table.

Black gram




Here are some common pulses rich in protein. We include pulses in our daily food.

Moong dal



Green gram



Bengal gram



Tuvar dal



Greens

Include greens in your food!

You might notice that all these greens have Tamil names. They are being used from ancient times. Minerals and vitamins are present in greens. They give strength and energy to our body.

Murungai	Thuthuvalai	Sirukeerai	Manathakkali	Vallarai
Agathi keerai	Vendaya keerai	Pasalai keerai	Mola keerai	Ponnankanni

Spices

We use them everyday in our cooking!

Now let us look at the medicinal value of common spices.

Perungayam (asafoetida), Milagu (Pepper), Jeerakam (Cumin seeds), Kadugu (Mustard), and Dhania (Coriander seeds) aid digestion.

Poondu (Garlic) is good for respiratory problems. It kills intestinal worms.

Karuveppilai (Curry leaves) are good for the hair and the eyes.

Manjal (Turmeric) is a powerful antiseptic. It kills intestinal worms.


Inji (Fresh ginger) is good for treating nausea.

Chillies are of various kinds, high in Vitamin C and minerals.



FIND OUT

Ask your grand mother to tell you all the medicinal uses of spices that she knows make a little book let of her remedies.



Eat Healthy Food

We work, we play, we think and we write. The internal organs of our body are continuously working. We need energy. We get energy from food. It also helps us to grow. It is very important to have nutritious food every day.



It would be good for you to have at least one glass of milk every day. **Cereals**, like rice and wheat, **millet**s like ragi and cholam, **pulses** like thuvapai (Red gram dhal) and pachai payaru (Green gram dhal) and **oilseeds** like Ellu (sesame) and Nilakadalai (groundnut) are used daily in our kitchen to make healthy food.

How do we get our food?

The food that people ate traditionally depended on the crops that were cultivated in the place where they lived. The crops depended on the climate and soil. Today, with the growth of towns and cities many people don't grow their own crops. The flow chart given below shows how we get our food in towns and cities.



Cattle farming or rearing




Fishing



Farming




Poultry





Apart from farming, people have also reared cows, goats and sheep, poultry, and caught fish. Along with rice, pulses, vegetables and fruits, milk, meat, fish, eggs and farm produce are carried by trucks and lorries to the common market. From the bazaar it is taken to small shops for sale. We buy them from the common market and also from small traders. Using these products of the farm, different varieties of food are prepared and served.

Find the religious festivals.



On this day, sweet pongal is prepared with rice,
jaggery, ghee and cashew nut. _____

For nine days varieties of grams or dal are soaked in water
and cooked. _____

Cakes and pastries are made from wheat and milk products.

Biryani is prepared with meat and eggs. _____

Name 3 kinds of foods that you can identify from the smell that
comes from the kitchen when they are cooked. _____

_____, _____

Name 3 healthy food items that you love to eat. _____

_____, _____, _____.

Collect information from your elders.

What kinds of food did your grandparents enjoy in their childhood?




What kinds of vatthals, vadams, pickles and podis were / are
made at home? _____

Name the food that can be eaten raw.

Name some food items which are steamed.

Name some food items which are deep fried.

Name your favourite food.



Match the food and the religious festival in which it is made.



Name any other festivals celebrated in your area and the foods prepared during these festivals.

Three empty orange-colored rectangular boxes for writing answers.

Shall we drink fruit juice?



Take a lemon. Cut it into two pieces. Squeeze out the juice. Add 2-3 cups of water. Mix well with 3-4 spoons of sugar. Add a pinch of salt. Lemon juice is ready. A healthy drink on a hot day!



You can also prepare orange juice by the same method.



Prepare a recipe for a vegetable and fruit salad with your friends and teacher. Write down your method of preparation.



Vegetable Salad



List of vegetables	Method of preparation




Fruit Salad



List of fruits	Method of preparation



8. People who help us



Do you know the places given in the picture?

Panchayat Union Office



Government general Hospital



My Home



அனைத்து மகளிர் காவல் நிலையம்
ALL WOMEN POLICE STATION











தமிழ்நாடு மின்சார வாரியம்
TAMILNADU ELECTRICITY BOARD



Write the names of the places in the given space.

Look at the previous page. Now, link the places by drawing lines from your home to the place you will go to

-  when you are sick.
-  to learn.
-  to buy sugar and rice at a fair price.
-  when your valuables are stolen.
-  to send letters to your friends.
-  to save your money.
-  to get water supply for your house.
-  to get power supply for your house.

All the places given in the picture are very helpful for our daily lives.

Have you gone to these places? Why?

Tick (✓) the places which are near your house, (walkable distance) or far from your house (Need to use a vehicle).

Place	Near your house	Far from your house	Service provided
School			
Bank			
Hospital			
Police station			
Post office			
Bus stand			

We need the services and co operation of all people in society,
to live in peace and happiness.

In your neighbourhood,

what services do the people who wear khaki uniforms, provide?

what services do the people who wear white uniforms, provide ?

What work does your father do? Where does he work?

What work does your mother do? Where does she work?

Who keeps the neighbourhood neat and clean?

What do you want to become when you grow up? Why?

Here are some services we are going to learn about.

Post office



Indian scientist and former President of India, Dr. A.P.J. Abdul Kalam replies to letters or greetings sent to him by school children.

This is a reply from him to a Class 3 student K. Janani of Anichampalayam Panchayat Union Middle School.



கடிதத்தின் நகல்

Have you received a letter?

From where did you get it?

From whom did you get it?

How do we get letters from distant places?

You will wonder how a letter reaches our friends and relatives. Now, let us observe the services of the postman. The post office is an important place in our neighbourhood. We buy stamps, envelope, post cards and Money Order forms from the post office. We send and receive letters and parcels through the post office. We can also send urgent messages through telegrams and parcels through Speed Post.

The journey of a letter



We post the letters in the letter box. The letter box is red in colour. Letters are collected in a bag from the letter box. They are sent to the main post office. The sorter separates the letters. Then the letters are sent to different places by air, land or sea. A postman or a post woman delivers the letters to the address written on the letter.



What are these? Name them. Write the price.



TRY THIS....

Collect different types of stamps and arrange them.

Write a letter to your friend and ask him or her to reply.

Discuss how the letters will reach you and your friend.

Write your friend's address on this postcard

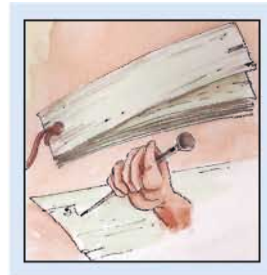
Philately: King Of Hobbies
COLLECT INDIA POSTAGE STAMPS
CONTACT Nearest Philatelic Bureau

भारत.पु. / I.S.P.-2009 पोस्ट कार्ड POST CARD

50
MAHATMA GANDHI
महत्मा गांधी MAHATMA GANDHI

पिन PIN

(इस लाइन के नीचे न तो लिखें और न ही मुद्रित करें Do not write or print below this line)



Bank

Learn to save money.

Banks help us to save money and also get back money whenever we need it. It is safe to keep money in the bank. Banks also provide us with safety lockers to keep our valuable things. National banks and co-operative banks help us to save, borrow and repay the money.

Name some of the banks that you know. _____

Automatic Teller Machine



This is the Automatic Teller Machine (ATM). We can use an ATM card to withdraw money from our bank account at any time! It functions 24/7!


Women in Self Help Groups [SHGs] get loans from the bank for many of their activities. Are there SHGs in your area? Find out how they function, and what they do.

Find out how to use pay in slip, cheque and demand drafts.

MULTI-CITY CHEQUE Payable at Par at All Branches of SBI		दिनांक /
A/C Pay		
PAY		को या उनकी आवेग पर OR ORDER
रुपये		रु. Rs.
₹. Ac No.		

TRAVEL SOLUTIONS	DEMAND DRAFT	Date	
On Demand Pay			
₹. Twenty thousand only***			
₹. 20,000.00			
For Right of Cash/Debit			
SUBJECT LINE			
BRANCH	ACCOUNT		
DD No.			

Our Friends



Look at this picture. What kind of work is being done by different people here? Fill in.

People work to earn money for their needs and to contribute to their society. This we call as their profession or job. The people of the society in which we live are doing different types of work. But we live together in a society. All professions are inter-related and inter-dependant.

Tailors stitch clothes. Masons construct houses and other buildings. A carpenter makes doors, windows and other fittings. A plumber fits and repairs the pipes for water supply and sanitation. A welder welds metal to make grills for windows and doors.



Fill in:
Who

Constructs houses and buildings? _____

Makes doors and windows? _____

Fits pipes for water supply? _____

Stitches school uniforms? _____

Teaches you to read and write? _____

Washes and iron your clothes? _____

Cleans your surroundings? _____



Mention the names of some other essential workers, who help you.



'Can you think of any other public services?'

'We need someone to give us medicine when we are sick!'
said the teacher.

'My mother is an Assistant Nursing Midwife [ANM]. She visits
many villages once a week to give medicines to the sick people',
said Arul.



'Can nurses give medicines?' asked Meena.

'Well, they are trained to do so,' said the teacher.

We find Government Hospitals in towns and cities. A small
neighbourhood has a Primary Health Centre [PHC] which benefits the
people of the village. Mobile dispensaries help the people
who do not have hospitals or Primary Health Centres in
their villages. Nurses are also trained to visit villages.

'Is the treatment free?' asked Raju.


'Yes all Government Hospitals and Primary Health Centres give free
treatment. Doctors and nurses take care of patients in Government
Hospitals and Primary Health Centres,' said the teacher. There are
doctors to treat sick birds and animals, to they are called veterinarians



**Write down any five persons who are doing different jobs in
your neighbourhood.**

Jobs they do	Name of the Job

One among us



Identify and fill in what these people do in the picture given.



Who cleans your house every day? _____

Have you seen people doing jobs that serve others in your area?

Yes / No

Who cleans your area? _____

'How can we help them to help us better?'

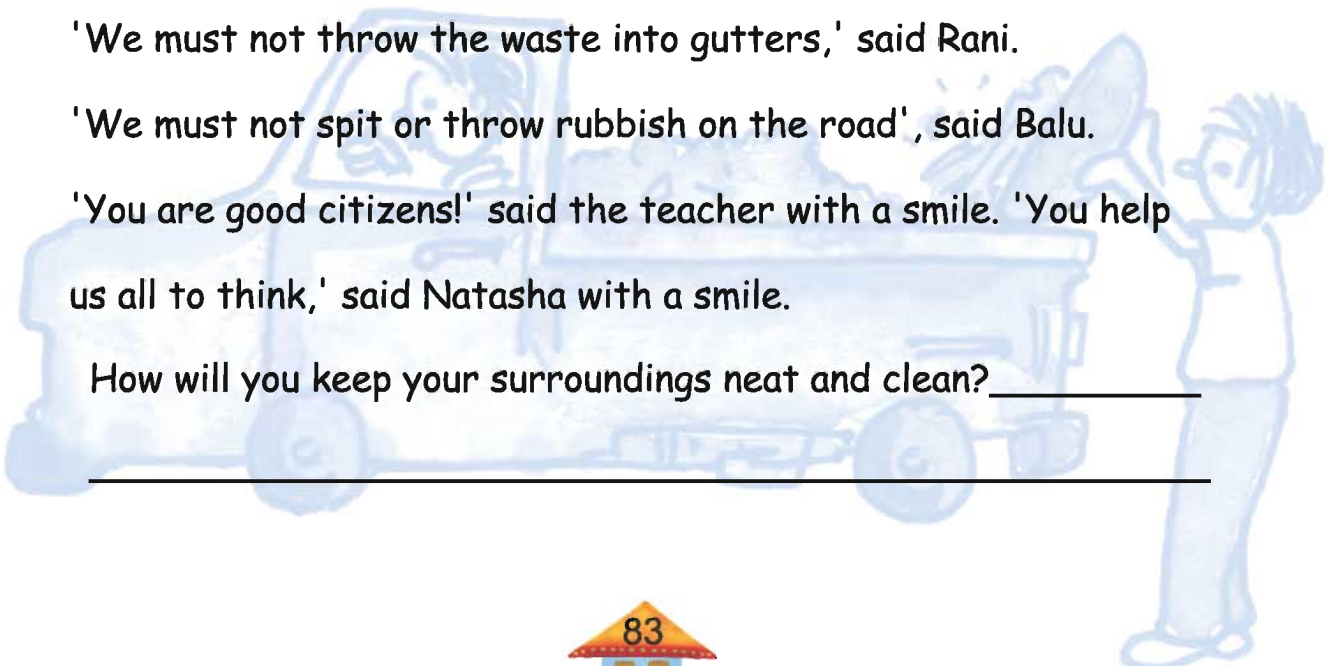

'We can separate the waste materials into biodegradable and non-degradable,' said Natasha.

'We must not throw the waste into gutters,' said Rani.

'We must not spit or throw rubbish on the road', said Balu.

'You are good citizens!' said the teacher with a smile. 'You help us all to think,' said Natasha with a smile.

How will you keep your surroundings neat and clean? _____



Public sector undertakings belong to the government.

Their functions and proceedings are common to all the people.

Who maintains your surroundings and takes care of the street lights?

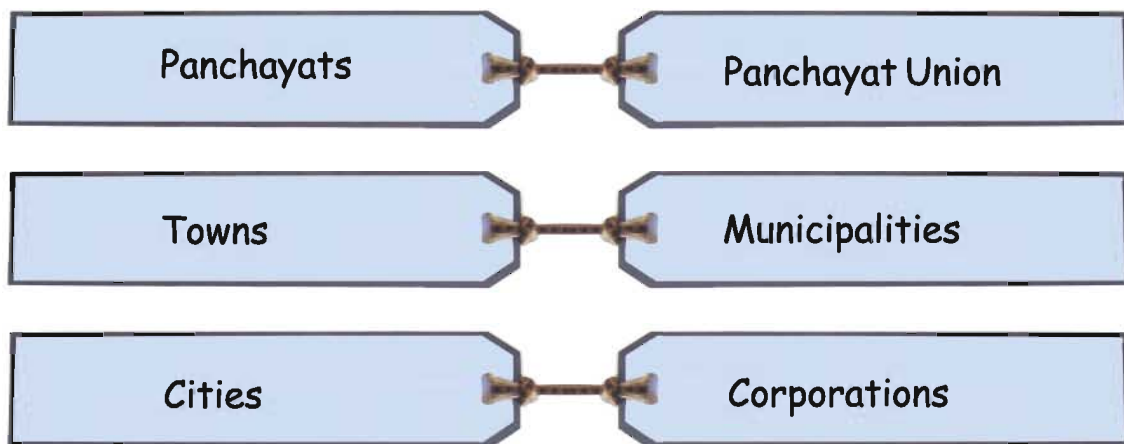
Who gives connections for drinking water and sewage to your house?

Water is supplied to houses in cities, towns and villages from different sources. Panchayats, Municipalities and Corporations take care of supplying good drinking water to our houses.

Power supply is provided by the Tamil Nadu Electricity Board [TNEB].

Cities, towns and villages are provided with electricity.

It is also supplied to industries and factories.



All these facilities which are common to the public are made available to you.

To which category does your place belong?

Panchayat Union Municipalities Corporations

One of the basic needs of man is water. The Executive Officer of the Panchayats or Municipalities takes the responsibility of providing water in common tanks wherever there is water shortage .



Ration Shop (PDS)


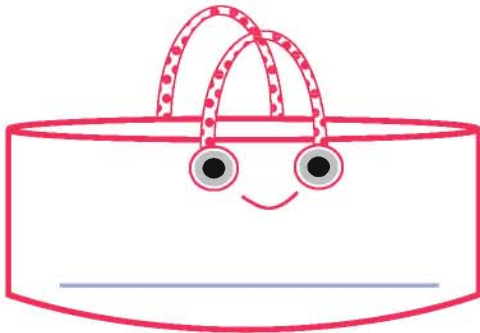



A Fair Price Shop is a Public Distribution System.


It is also called a Ration shop. We can get food grain, pulses, oil and kerosene from the ration shop at a price lower than the market price. One must have a ration card for buying these things from this shop.

We go every month to the ration shop and buy our provisions.

They are called fair price shops because they do not sell to make profit.

Can you name some of the food items that you get from the ration shop?





Police		100
Fire Service		101
Ambulance		102 108

What do you see in this Picture?

If you are in this place what will you do?

Which number will you call first?

The trained people of fire service will put out the fire and save people and property when there is a fire.

When there are natural disasters like cyclones, floods and earth quakes we get the help from the fire service.



'Do you know who maintains law and order?'

It is the _____.

Where will you find him? _____.

What is his work? _____.




The policemen maintain law and order. They look after our property.

When we have lost any valuables we make a complaint

at the police station.

We feel safe because the policemen are on duty round the clock.



The policeman registers our complaints and takes action. He takes care of public safety

There are "All Women", police stations too.

Is there a police station in your place?

People who protect our country.

Do you know any person who is in the Armed forces?



Army



Navy



Airforce

9. Our District

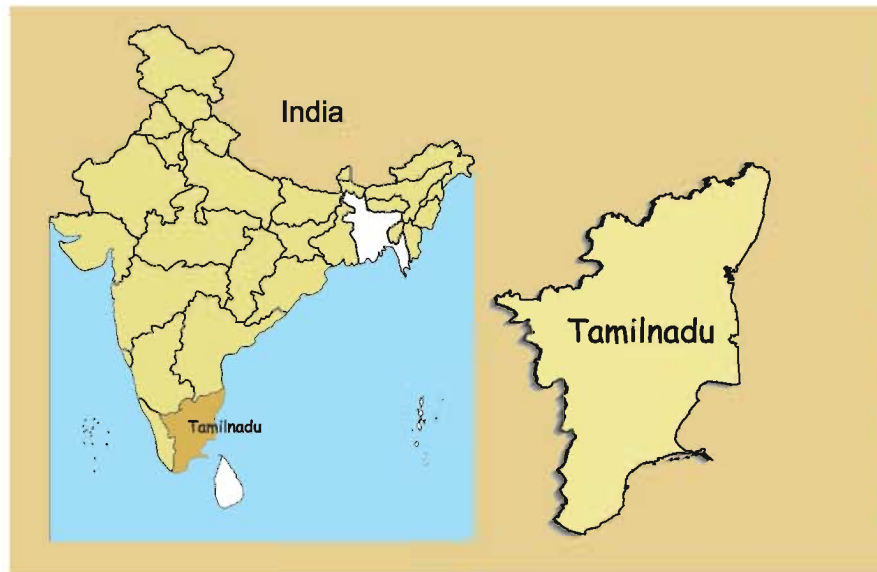


Mala was excited and busy in helping her parents at home and re-arranging her room when she came to know that her uncle and aunt were coming to her house for the first time from abroad.

To find Mala's house they should know



Mala's Country,
State,
District,
City,
Place,
Street and
House number.



Now let us know about our district.

Put a tick (✓) on your district in the district map of Tamilnadu.

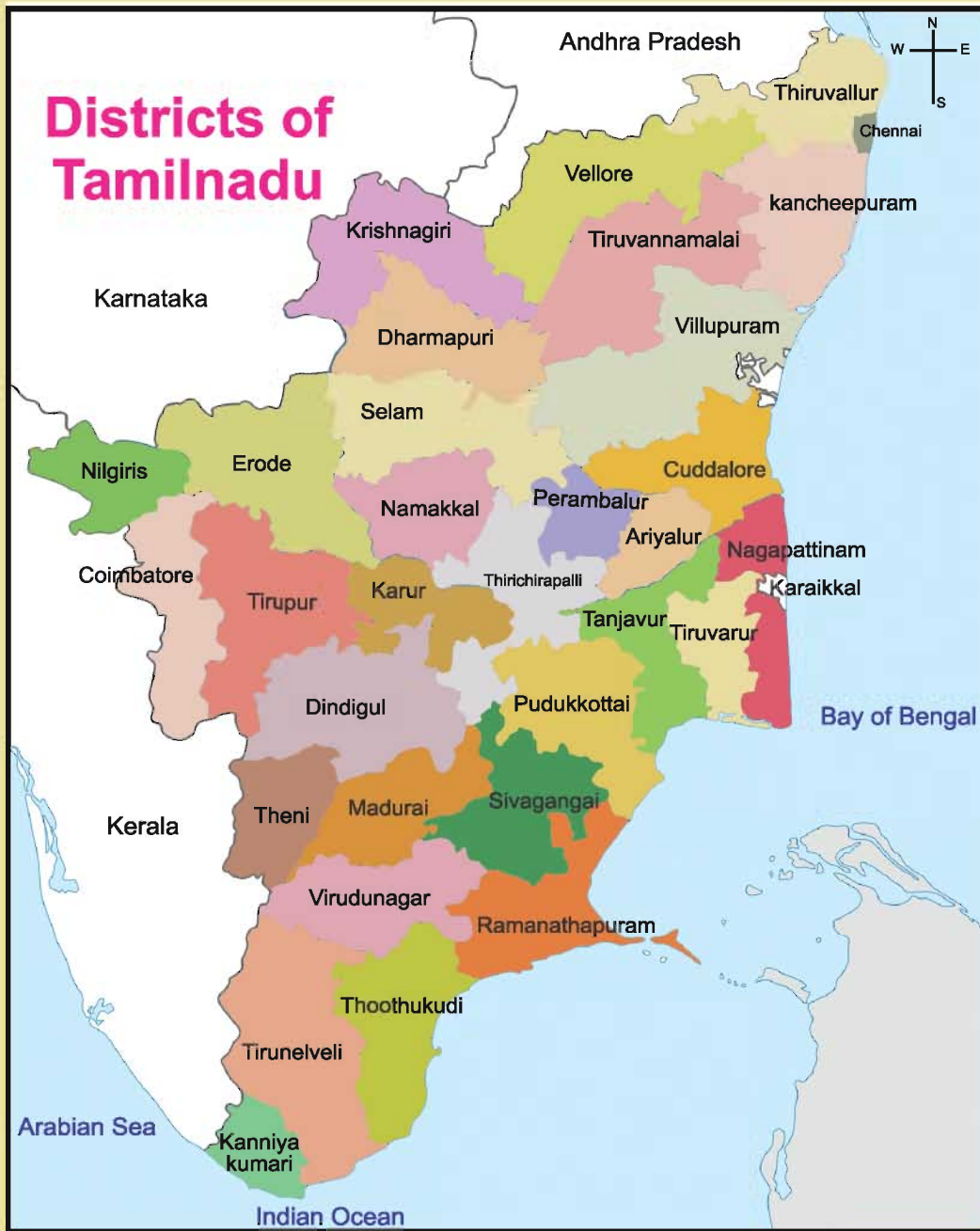
Find out how many districts are there.

Number the district on the map.

Name your district. _____

Is there any reason to call your district by this name?

District map of Tamilnadu



How many districts are there in Tamilnadu? _____

Write the names of the seas to the East and the South of your state. _____

My district is _____

Name your neighbouring districts _____

Is your district near the coastal region _____

If yes, write the name of the sea _____

My district has hills mountains
plateau plains coastal regions

My district gets water supply from lakes rivers tanks

Climate in my district is warm cool and dry wet

Team work

Take a calendar of the year . Record the weather everyday.

Here are symbols to record the weather hot



windy



and cloudy



At the end

of the year find the months which have


hot, windy and cloudy. With

the help of this weather record,

we can learn about the seasonal

changes.

September 2011						
August 2011						
July 2011						
June 2011						
S	M	T	W	T	F	S
			1	2	3	4
5	6	7	8	9	10	11
12	13	14	15	16	17	18
19	20	21	22	23	24	25
26	27	28	29	30		



Climate and season in your district.

The hottest month is _____.

The coldest month is _____.

Name the hills or mountain in your district _____.

Name the rivers that flow in your district _____

Does your district have forests? Yes/No

List the grains, vegetables and fruits grown in your district. _____



Industries in your district:

Name of the Industry	Products	Place

Collect pictures of factories and industries in your district and paste them in the scrap book.

Transport facilities in your district:

Bus stop



Harbour



Railway station



Airport



Identify the districts with the help of the shape and colour. Write the names of all the districts.







Name the places of importance in your district.

Historical places	Hill resorts	Pilgrim centres	Sanctuaries

In your District

Languages spoken _____.

Festivals celebrated _____.

Local Festivals _____.

Cultural Activities _____.

With the help of your teacher collect information about the Taluks in your district.



Number of Taluks in your district _____.

Name of the place in which you live _____.

Name of the Taluk where you live _____.

Each district is famous for what it produces for eg:

Salem - Mangoes

Dindigul - Lock

Tanjore - Paddy

What is your district famous for? _____.

Photo Album.....



Gingee Fort



Marina Beach



Courtallam water falls



Nilgiri Botanical Garden

Nagore Dargha



Velankanni Church



Pamban Bridge



Kanyakumari - Thiruvalluvar
statue



Thoothukudi Harbour



Kallanai Dam

Here are some pictures of places of importance to visit in our state. Put a tick (✓) on the places that you recognise. With the help of your teacher get to know more about these places.



Thanjai Periya Kovil
(Brahadeeshwara Temple)



Read and enjoy

A visit to Mahabalipuram



Mamalla


Kannagi and her classmates were excited when their teacher announced a visit to Mahabalipuram. She is studying in Class III in a school in North Chennai. Her mother packed chapattis and variety rice for her to eat at Mahabalipuram. It was a cloudy day and a pleasant breeze was blowing.

A Tamil Nadu Tourism and Development Corporation bus was arranged for the trip. A guide was also there in the bus. The bus started at 8 a.m. Children were very happy to occupy their seats in the bus. The guide introduced himself as Mr. Vasanth and welcomed the children. He wished them a pleasant journey.

The bus went along the East Coast Road from Chennai. The guide told them that they were travelling along the Coast of the Bay of Bengal. Kannagi looked at the sea on her left. It was beautiful on that cloudy day. The guide showed them the picturesque backwaters of Muttukadu when they were crossing the bridge. Children

were singing all the way and enjoying the journey.

They reached Mahabalipuram at 9.30 am.



Stone Relief





Now the guide started describing the historical place. 'Mamallapuram, was once a port city of the Pallavas. The rockcut temples were built by Mahendravarman I. His son Mamallan or Narasimha Varman continued to build more rock cut temples and structured shrines at Mahabalipuram. The shore temples and rock carvings were built during the reign of Narasimha Varman.

Mahabalipuram was once a flourishing port town of the Pallava rulers. Now it is a famous tourist spot. It is around 57kms South of Chennai.

The guide took them to see the Shore Temple, the Five Rathas, the Old and New Light Houses, Trimurthi Caves, Varaha and Tiger Caves, Beach and the Sculpture Training Centre. 'The temple carved out of a single large rock makes Mahabalipuram special. There are also beautiful hill-side stone reliefs,' said the guide. They found some letters on the rock. 'What are these scripts?' asked Kannagi. 'They are some of the oldest known Devnagari and Tamil Grantham scripts,' said the guide.



'Does it mean that there were people here before the Pallavas?' asked Tanu. 'Of course,' said the guide.

Every part of our land has an ancient history.

'Look at this panel, you can find a pious cat praying to fool the mice to come closer,' said the guide. People in those days had a sense of humour too. 'Another relief inside a hall with pillars - all carved out of a rock - showed Krishna holding up a hillock to protect his fellow villagers from heavy thunderstorms,' said the guide.


The children saw a giant natural rock balanced on the slope of a hillside! 'It is quite amazing!' said kannagi's classmate Vetrivel, in excitement.

Then, they went to see the Pancha Rathas i.e., the Five Chariots. 'These are five monolithic temples in the shape of chariots each made in a different style and named after a character from the Mahabharata', said the guide.

Praying Cat



Krishna Holding a Hillock



Butter Ball



Pancharathas



'I have read the story of the Mahabharata in comics'.

'How creative ancient people were!' said Kannagi.

'Now it is time for lunch. Let us have lunch,' said the teacher.

The children sat down forming a circle. They exchanged their food and had their lunch happily.



The guide then took the children to the Lighthouse and the Sculpture Museum.



The children climbed the old light house.

'It is breath-taking,' Kannagi said, as

they had a view from the light house.

'I do not mind being caretaker of a lighthouse,' said her friend Alisha, echoing her own feelings. The museum has many sculptures.

Finally, they visited the Shore Temple. Many people had come to see this beautiful place - foreigners, students, parents and children.

The teacher and the children spent sometime on the silvery sandy beaches. There were also shops selling beautiful conches and shells. Kannagi and her friends bought one each for their mothers. The teacher and the children thanked the guide, Mr.Vasanth.

They all returned home in the evening.

Is there any tourist spot in your district arrange the trip visit and enjoy.





10. The Five Physiographical Divisions of Ancient Tamil Nadu

Animals, plants, birds and insects are co-travellers with us on this beautiful earth. Some animals live in water. Some animals live both on land and in water and some live only on land. There are both terrestrial and water plants.

A landscape is an area of land which is unique because of its weather, nature of the land and soil, plants, trees and creepers that grow in that particular habitat. Animals and birds live and adapt themselves to the environment.



Tamil Literature has classified our land into five 'landscapes'. Each of these was named after a flower. The five landscapes are described as

Kurinji or the landscape of mountains

Mullai or the landscape of forests

Marudham or the landscape of the agricultural fields

Neidhal or the landscape of coastal regions and

Palai or the landscape of dry lands.





Kurinja - Mountainous Region



I am Solaiamma from the Kolli hills. Ours is a hilly area, so mornings and evenings here are cool and misty. I would love to tell you about the animals, birds, trees, fruits, and flowers in our landscape.

In our hills we have lakes waterfalls and streams. There are many old trees like Red Sanders (vengai), Flame of the Forest (purasai), Teak, Bamboo, Sandalwood, and Indian Rosewood (sissoo). Hill bananas, which taste good are still grown in the the Sirumalai Hills in Dindigul.

The name of the region Kurinji, is also the name of the famous Kurinji flower which blooms in the Nilagiri Hills of Tamil Nadu. These hills are also famous for the nimble Nilagiri Tahr (mountain goat).

The shrub whose brilliant blue and white flowers blossom for only a few days once every twelve years, blankets the slopes in radiant colour. We tribals are ancient inhabitants of this land and have gathered leaves, roots, fruits and honey in the forests.





Mullai - Forest region

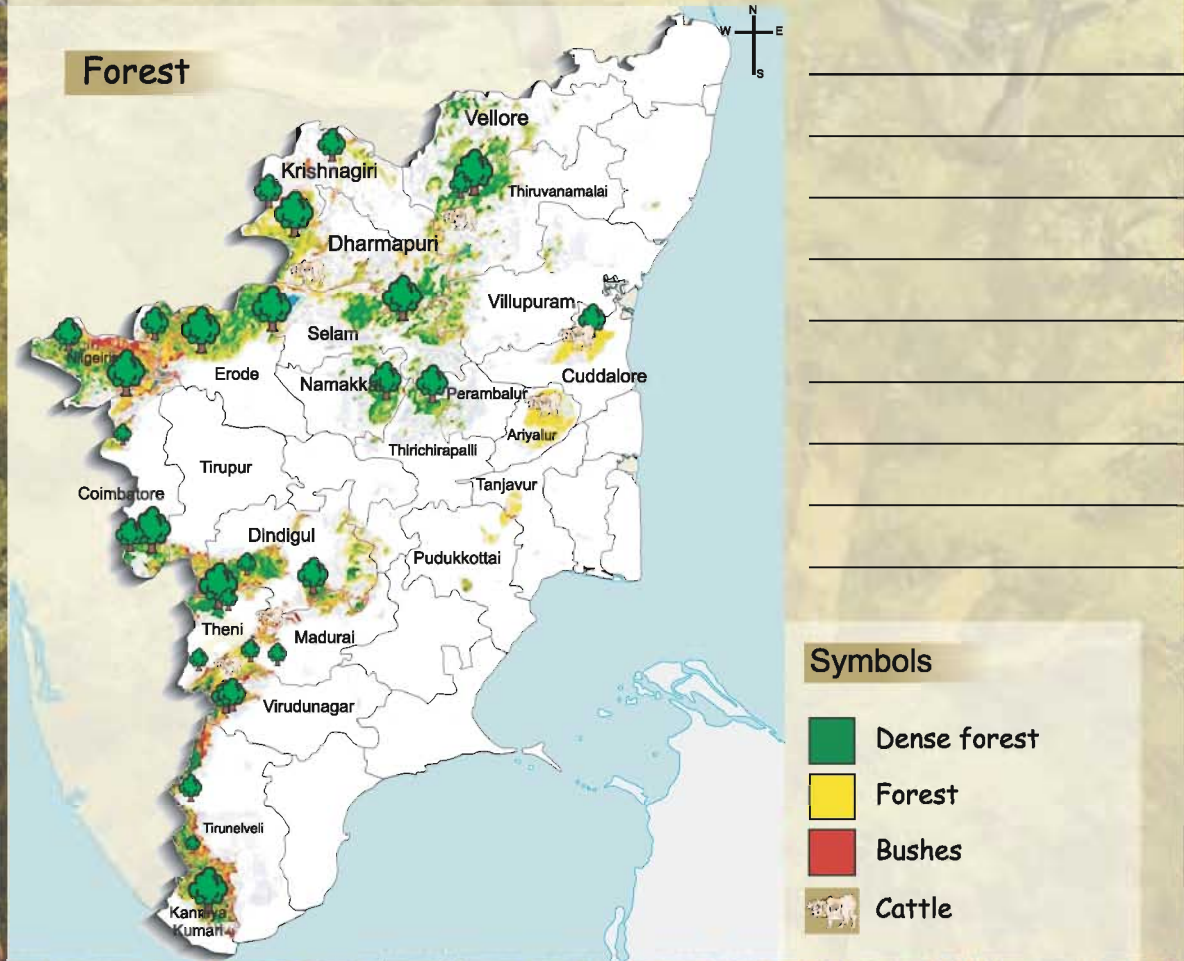


Hi! I'm Nandini and I live in Sathya Mangalam. We are shepherds and cowherds, and our wealth is our cattle. My father takes the cattle to graze early in the morning, and returns at noon. My mother sells curd and buttermilk. The climate is mild and rainy, and there are many rivers and streams in our landscape. There are thick, old forest trees here, and also trees and plants that people have planted for their animals. The palmyra, the coconut, the areca and the banana share space with the jackfruit, jamun, mango, neem and tamarind trees. Pearl millet (kambu), finger millet (ragi), and sorghum (cholam) are also cultivated here. There are many animals and birds like the barbet, jungle fowl, flying squirrel, fox, wolf, cheetah and wild bees. But with the shrinking forests, most of the deer have gone. The spotted deer has come to talk to you.

"As my name suggests, I have white spots on a fawn-red coloured coat. Only the males have antlers. Most of my grazing areas have gone. I have been killed for my antlers and eaten for my meat. Only a few of us survive today, at the forest's edge". Your teacher has marked the forested areas in Tamil Nadu on a map.



Look at the Mullai areas on the map of Tamil Nadu . Locate the districts where forests are found.





Marudham - Cropland [plains and river basins]

My name is Devan.

The Marudham landscape gets its name from the flower of the myrtle or Arjuna (Marudham) tree. I am from Pathamadai. This is a beautiful place, with the river Tamiravaruni flowing through our fertile lands, and irrigating our fields. Our landscape is flat, and rivers flow slowly, depositing rich soil for our farms. A kind of grass called korai grass grows along the river banks, and when it is dry, people make mats out of it.

Most of us are farmers. We have warm seasonal rains, that help us to cultivate almost any crop on our fields - many types of paddy, pulses, oil seeds, millets, cotton and where possible, even sugarcane! Do you know people in the Sangam period knew how to extract sugarcane juice?

In our landscape people have found many ways of storing water and Marudham land is dotted with eris, ooranis and tanks people have used bulls to plough the land and also caught and eaten many kinds of fish from the rivers and ponds. Snakes like the cobra are found in this region - they control rats which are a pest in our fields.

Here is one to talk to you.

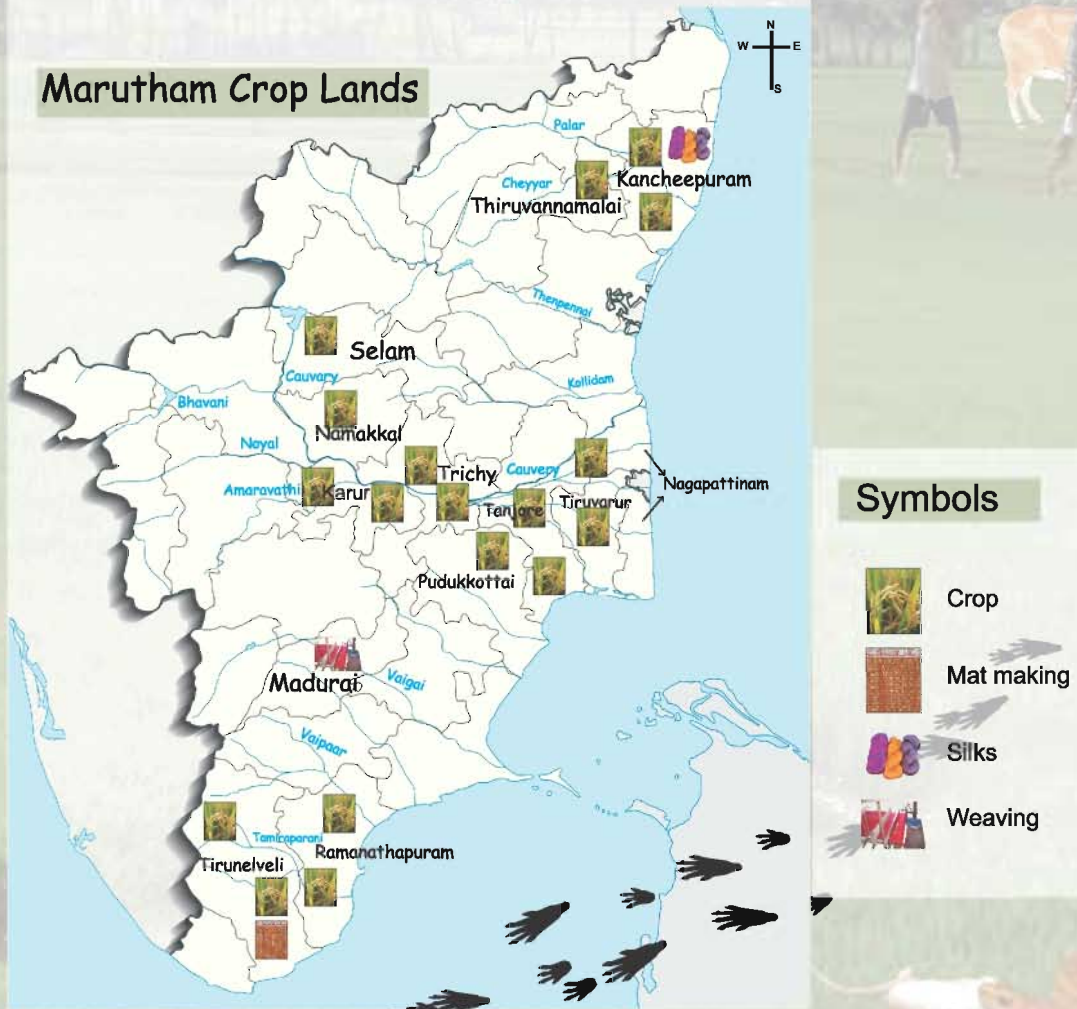
I am always alert in thick jungles and in the farms. I catch rats and save the crops. You rarely see me because I sense the vibrations of your steps through my body. I live in holes and termite mounds. It is in your hands to plant trees and make the crop lands more fertile!

Your teacher has marked the fertile areas in Tamil Nadu on a map.
What words come to your mind when you think of the farmer?

Rivers flowing in this landscape bring _____.

Look at the Marudham areas on the map of Tamil Nadu .
Locate the districts and the rivers where fertile land is found.

Marudham areas in the map of Tamil Nadu





Neidhal - Seashore [Coastal Regions]



My name is Antony. I come from Nagapattinam. Tamil Nadu has a very large coastal area. The people who lived, and continue to live here are the fisher folk. This 'thinai' or landscape gets its name from the water lily that used to grow in the back waters of rivers as they met the sea. Thazhampoo and Magizhampoo were also found in this region. The next and boats drawn up on the beach and the odour of drying fish attract many sea birds like the gull, tern and heron. Many different varieties of fish are caught and sold. Sharks, whales, kavalai and sea horses are some of the fish I know. There were many busy harbours in the ancient days where Indian pepper and cardamon were sent in ships across the sea, to be sold in foreign lands. Even today this area has many important ports. There are many marshes and wetlands along the coast where the great Indian Marsh Crocodile used to live. As you know, it is wetlands that provide us with fresh sweet water by recharging the ground water. Sea turtles, to this day, lay their eggs on the beaches, along the Tamil Nadu coastline.

Here is a turtle that has come to talk to you

I am an Olive Ridley turtle. I am also called 'Panguni Aamai' because I nest along the coast of Tamil Nadu during January, February and March. I am a reptile and I live in the sea. Do keep the beaches safe for me.



Your teacher has marked the coastal areas in Tamil Nadu on a map. What words come to your mind when you think of the fisherman?

Neidhal - areas in Tamil Nadu

The sea coast



What does the sea turtle want us to do?

Locate the districts where coastal land is found.

Symbols

-  Huts
-  Coconut Trees
-  Catamaran
-  Trawler
-  Fishes

The marshes or wetlands provide the coastal areas with _____.

Marshland:

A low lying wetland with grassy vegetation: usually a transition zone between land and water.

Backwaters:

Areas of stagnant water formed by backflow from a body of water.

Paalai - Dry lands, Wastelands

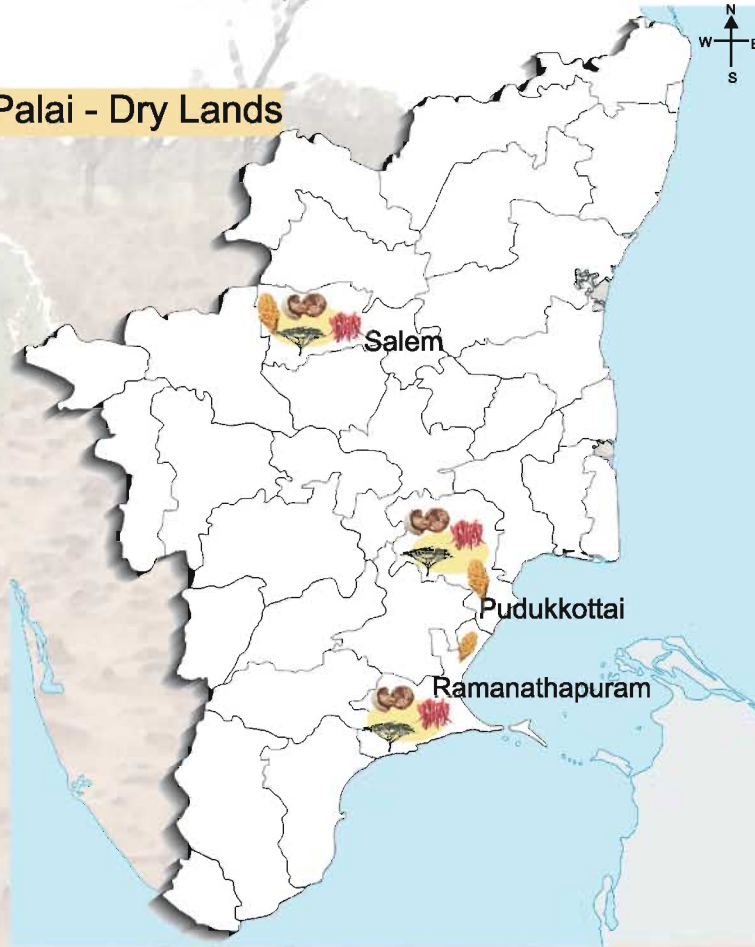
In Tamilnadu, there are no deserts. But there are dry lands. Dry land farming has been done in Tamil Nadu for a long time. People have learnt to live in hot and dry conditions and save every drop of water. Horses, some cattle, wolves, tigers and many kinds of lizards are some animals to be found in this landscape. Plants like the cactus, thorny bushes and palm trees and dry land crops like millets, (cholam and kambu) oilseeds like the sun flower, groundnut, sesame and pulses like green gram and black gram grew here.

Fruits like dates, figs, guavas and pomegranates are available here. There are also dry land herbs like aloe vera. and hardy trees like Drumstick (Murungai) and the Karuvelam which grow well here. Birds of prey like vultures, hawks and kites are the natural birds of this landscape.

Palai is a landscape where the wells have gone dry, the ground water has become salty, the ponds have become dirty and unusable, the soil is unfit for plants, and human beings find it very hard to live. Today, we need to be careful and protect our environment. Let us take care of our soil and water and keep the air clean! Let us not fill our earth with waste! Let us take care of the other creatures that share this beautiful world with us. Let us plant trees and take care of our forests!

Your teacher has marked the coastal areas in Tamil Nadu on a map.

Palai - Dry Lands



How can we protect our environment?

Locate the districts where dry lands are found.

symbols

-  Millets
-  Red Chillies
-  Wood Apple
-  Karuvellam

In what kind of land form do you live in?

Look at these foot steps and name the animals that have come here.





11. Our Feathered Friends


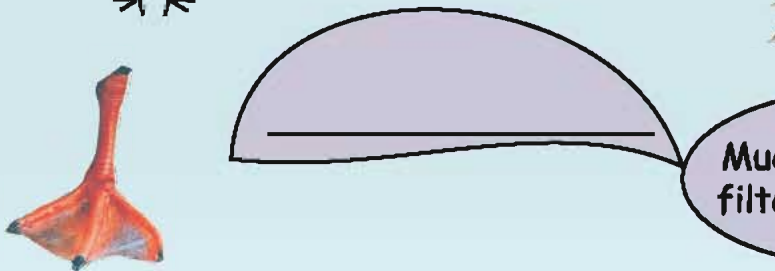
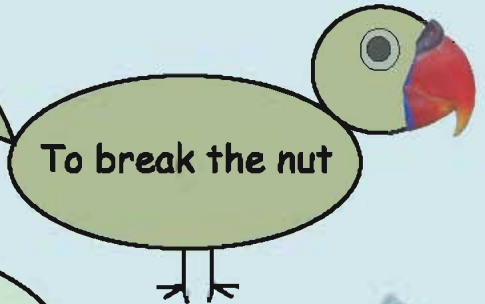
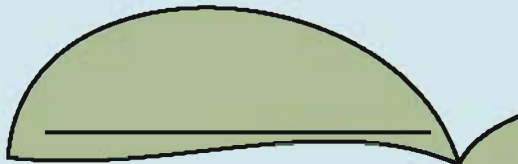


Dharani has spotted ten birds in the picture. How many can you find?


Colour and write their names in the branch box given below.

112


Name some domesticated birds. Have you noticed them? Their beaks are all different. Looking at the beaks and legs, find out the name of the bird and write.




Draw a beak of the bird you know and name it.




Who are they? Name them.




I use my beak to make holes for nesting and locate insect larvae under the bark.
Who am I? _____.




I feed mostly on seeds and grains.
I carried messages safely for Kings.
Who am I? _____.



My call is koohu-koohu.
Everybody likes my sweet voice which gives me fame.
Who am I? _____.



"Chur-chur-r-r-it-it-it-it"
People love my call. You can see me in your backyard.
Now our number is reduced.
Who am I? _____.



I am a night bird having powerful eyesight.
I can look around me by turning my head. You
may have heard my hooting sound at night.
Who am I? _____.

I fly very high and have
good eye sight. I swoop down
upon the prey in water or
on the ground from a great
height. Who am I? _____.

I have colourful feathers.
I am admired by all and I cry aloud
before the rain.
Who am I? _____.

I am bright coloured and
attractive. I live in tree holes
and in nests, dug in banks
of water bodies. I like to eat
fish and that is what gives me
my name.
Who am I? _____.

Let us study some of our feathered friends



The Common Babbler



The Common Babblers are ancient inhabitants of Tamil Nadu. They are called seven sisters or seven brothers because they are usually seen in groups of 6 - 10. They chatter and chirp. They live on insects, grain, nectar and berries.



They are social birds and take care of each other.

The Mynah



The Mynah belongs to the starling family of birds. It is dark brown with yellow markings on its head. Its beak is famous for its bright yellow colour.



This bird too is a native of this landscape and is found everywhere in Tamilnadu.

It is also a good imitator of sounds and calls!

Indian Magpie Robin



The Indian Magpie Robin is a cheerful and friendly bird. It is a native of this landscape and lives in dry scrub jungles, perching on the village roofs and entering verandahs and picking up insects.



It nests in a tree trunk or hole or pad of grass and drinks the nectar of dry land flowers. When it sings, its tail bobs up and down!

Let us make friends with birds. Keep water and food for the birds in your garden and observe the birds that come to drink water and feed themselves.





The Crow Pheasant



The Crow Pheasants Who...wooo....you would have heard their call! They are brown birds with long tails and red eyes. They are weak flyers. They eat insects and live in woodlands.



The Weaver Bird



The Weaver Bird is a master builder. The nest faces downwards. It feeds on seeds and lives in colonies on trees.



The Hornbill

Perhaps no story of birds in our landscape is complete without the mention of the Hornbill. It lives mainly in the dense forests and is an ancient inhabitant of our land.




Find out the different types of nests the different birds build. Where do they build them? Collect the empty nests and find out what materials they have used to build the nests. Take a walk in the morning with your note book and draw the birds you see around you





Birds of prey are called 'raptors'. These birds are good hunters and they fly very high. They also have very good eyesight and they dive from a great height to catch their prey. They have very large and powerful wings, as well!

Here are a few.



Need for Birds

Birds protect trees by reducing the number of leaf-eating insects and protect the forests too. Many birds are friends of mankind. Their droppings help in improving the fertility of the soil. The food and life of birds depend on the quality of natural environment.



Think

Can all birds fly? Name two birds that cannot fly.





Collect the feathers which you find lying around.

In your scrap book draw a bird that you like and paste the right feather on it.

Write the name of the bird.



Have you ever observed the birds while flying and walking in different ways?


When you see birds, watch how they walk and move their neck and listen to the sounds made by them.

Enact and ask your friend to guess the bird you have enacted.

Discuss

What will you do if you happen to get wings?
Where will you go? Which bird do you like to be? Why?
Which is your favourite bird. Why?

Circle the birds that cannot fly very high.





Vedanthangal Bird Sanctuary

We will now learn about one of the oldest bird sanctuaries in India - the Vedanthangal Bird Sanctuary, a home for migratory birds. It is located in the Kancheepuram District of Tamil Nadu.

It attracts a variety of birds because it has many small lakes and a number of trees. It acts as a feeding ground for the birds.

The sanctuary was started in 1798 by the villagers who realized the importance of the birds that migrate and breed here. Their knowledge of the use of bird's droppings, helped them to increase their crop yield and motivated them to start the sanctuary.

A sanctuary is a safe place for birds and animals.




Heron



Darter



Darter



Bar-tailed Godwit



Tem



Egret



Cormorant



Flamingo



Stilt

Migratory birds

Migratory birds travel thousands of miles from different parts of the world to avoid the biting cold. The birds nest here mainly from the month of November to March.

During this time birds are mostly building and maintaining their nests. The number of birds arriving during the season is estimated to be around 50,000

As summer sets in, the water in the tanks starts receding. By this time, the chicks become old and are strong enough to fly. The migratory birds start returning in batches to their native places.

In which region is Vedanthangal Bird Sanctuary located?

When was the sanctuary started? _____.

Name some of the birds that come there.



Heron

_____.

When was the sanctuary started? _____.

Name some of the birds that come there.



Crane



Crane



Painted stork



Heron

Bar headed geese



Grey Pelican



Bharata

Bharata was a brave boy. He was the son of the ancient King Dushyanta. Bharata's mother was Shakuntala. Bharata lived with his mother in the forest



during his childhood. He grew up in the midst of wild animals. Bharata grew to be strong and fearless - for instance, he made a sport of opening the mouths of tigers and lions and counting their teeth!

Bharata became a king at a very young age. Young Bharata conquered and ruled the entire subcontinent of India. His empire was named Bharatavarsha, the land of Bharata. He ruled virtuously and earned great fame.

Bharatavarsha refers to the whole of modern India and many other countries of today which did not exist then. Our country is known as Bharat in memory of the great King Bharata .





Rani of Jhansi

Manikarnika was born on 19th November 1828 in Kashi (Varanasi). Her nick name was Manu.

She was educated at home. She studied self defence, horsemanship, and archery.

She formed her own army with her female friends.

She was married to Gangadhar Rao, the Raja of Jhansi, at the age of 14. After her marriage, she was given the name Lakshmi Bai.

When her husband died, she became the ruler of Jhansi.

Lakshmi Bai took part in the revolt of 1857. She went to the battlefield riding a horse and fought against the British bravely.



She died in the battlefield in 1858.

Rani Lakshmi Bai became a national hero and is remembered even today as a brave woman.


The first Women's Unit of the Indian National Army was named after Rani Lakshmi Bai.




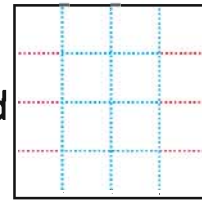


Paper house

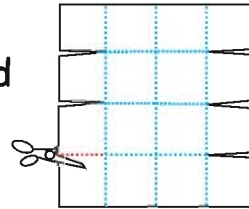
Shall we draw a Kingfisher?




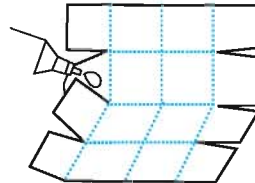
Take a square paper and fold it into 16 parts.



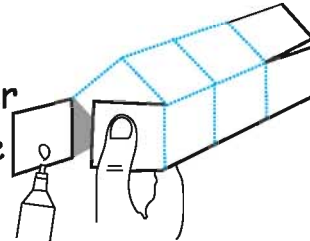
Cut the edges of the fold as shown in the picture.



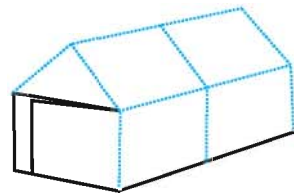
Paste the centre leaves of the cut portion as shown in the picture.



Then paste the corner edges as shown in the picture.



Now the house is ready.



Draw the doors, windows and colour them.

You can make different types of houses using different kinds of colourful oil paper (Marble) with the help of your teacher.

