


Practical Sigil Magic

Creating Personal Symbols
for Success



Frater U.:.D.:.

Contents

Other Books by the Author

Kursus der praktischen Magie
(A course of practical magic)

Forthcoming

Handbook of Sex Magick
Dance of the Paradigms: A Chaos Magick Primer

<i>Introduction</i>	<i>ix</i>
Chapter 1: Austin Osman Spare and His Theory of Sigils	1
Chapter 2: Further Exploration of the Word Method	15
Chapter 3: The Magical Trance / Activating the Sigils	29
Chapter 4: The Pictorial Method	43
Chapter 5: The Mantrical Spell Method	55
Activating/Internalization of Mantrical Sigils	
• Words of Power • Activating/Internalizing	
Words of Power	
Chapter 6: The Alphabet of Desire	63
The Alphabet of Desire as a Structuring Prin-	
ciple • The Alphabet of Desire as a Mirror of	
the Psyche	
Chapter 7: Working with Atavistic Nostalgia	85
Chapter 8: But How Does It Work?	95
Sherwin's Model • Model A • Model B	
Chapter 9: Constructing Sigils with Planetary Cameas . . .	105
The Magical Cameas of the Planets ("Tables")	
and the Seals and Sigils of the Planetary	
Powers, Intelligences and Demons	
Conclusion	123
Glossary	125
Comments	129
<i>Bibliography</i>	<i>133</i>

INTRODUCTION

Sigil magic, particularly the system developed by the English painter and sorcerer Austin Osman Spare, is one of the most efficient and economical disciplines of magic. For the most part, it can be performed without complicated rituals, needs hardly any paraphernalia, is independent of philosophical and dogmatic premises and, due to its simplicity, can be learned easily and quickly. Most important of all, *none of the magical techniques we know of today is more efficient and will give even beginners the immediate chance to convince themselves of its power and their own abilities.* These reasons alone support a volume like the following to show the possibilities of this discipline and to explain its techniques and its rationale. The reader—the complete tyro and the advanced practitioner alike—will receive an introduction which will accompany him/her in his/her magical practice for a long time to come.

You will find in this edition in the following chapter a reprint of my article “Austin Osman Spare and His Theory of Sigils” from the, alas, now-defunct German magazine *Unicorn*, issue 1/82. This issue has been out of print for quite some time, but many readers’ inquiries have shown that there is still much interest

in this article, and it is increasing every day. Since the article also covers some of the historical and philosophical background of Spare's sigil magic, it might be useful to present it here within a new context to a greater audience.

The word *method* explained in the article will be shown in greater depth in chapter 2. Further examples will be given, as well as comments and tips for practical use which you will rarely find in literature on this subject.

Next we will deal with the *pictorial method*, which has several advantages and disadvantages when compared to the word method. Again, in accordance with the title of this volume, magical practice will be of primary importance.

A description of the *mantrical spell method* will complete the techniques of sigil construction proper. It is my hope that examples and commentaries from my personal practice will provide you with many new suggestions.

Although Spare's mysterious *Alphabet of Desire* belongs, technically speaking, to the pictorial method and in some respects touches the word method, it may nevertheless be considered the center of his magical achievement. Unfortunately, his own comments about it are rather poor. Therefore, most writers, being familiar with the subject on a theoretical level only, have caused much confusion rather than clarity when discussing it. Yet, it seems to me that the basic principle of this magical symbol language is amazingly simple if viewed in relation to Spare's system as a whole.

The chapter "The Alphabet of Desire," therefore, will not only offer a cursory comment on fragments

from Spare's rather chaotic legacy but introduce a mature system of symbol-logic, accessible to everyone. This certainly would have been Spare's intent had he ever finished what has become known as the legendary *Grimoire of Zos*, i.e., had he completed it with explanatory comments for the magicians of his time.

Albeit Spare's personal philosophy (which he himself termed the *Zos Kia Cultus*) is not that important for sigil magic itself, we should not fail to mention his technique of *Atavistic nostalgia*, which is certainly one of the most fascinating applications of sigil magic. Furthermore, it marks its connection to Shamanism and so-called "primitive magic," two disciplines from which today's magicians can only profit.

The main topic of the last chapter will concern *planetary sigils* from the Hermetic Tradition. Although experts have been familiar with the method of their construction for decades, little or no relevant literature has as yet been made available to a wider public. It, therefore, seemed pertinent to treat this subject matter here.

The reader will note that in this volume we concentrate on creating *personal*, that is to say, *individual* sigils. This is a completely different approach compared to the tendency of many other books, which usually prefer to list traditional, largely mutilated or inaccurately reproduced sigils taken from the "magical cookbooks" of generally obscure authors with little or no practical experience of their own. Although the planetary sigils discussed at the end of this study

are taken from the work of Agrippa of Nettesheim, who is above all criticism in this respect, a single glance at other standard works about magical symbols will show that most magicians and alchemists in the Middle Ages (the supposed “peak” of Occidental magic) largely developed their own sigil language using a rather small number of well-established symbols. The myth that there is a small number of “correct” sigils and a great variety of “wrong” ones for entities (generally demons), whose names are often little else but mutilations of misunderstood older terms,¹ has confused the minds of even highly experienced old hands. Such misinformation should no longer be tolerated.

Of course, even “wrong” dogmas can develop their own, definitely real, magical egregore in the course of time. But we should no longer be interested in struggling with the astral garbage which others have been creating for centuries. Spare has certainly opened—probably without an expressed intention to do so—our eyes to an atavism different from the one discussed in chapter 6, for he has shown us the origin of all magical symbolism—*the human soul itself!* His message is that those magical sigils which truly work derive from our own unconscious and will return again to their source to begin their work after being impregnated by our will. Naturally, and this applies to all magic, one might gain the false impression that it would be much less of a strain to get everything organized and prepared straight from the horse’s mouth of a “Great Illuminated True Master of Wisdom,” but this has nothing to do whatsoever with practical magical success. One could compare this to

studying at a university: anything you may have missed in the beginning through idleness will have to be made up for in the end with triple effort. But, you usually don’t have enough time to catch up . . .

Spare states that “sigils are monograms of thought” and that they should be created in accordance with the individuality of our thinking. So please, view the examples given in this study for what they are—examples only. Don’t use them lazily and heedlessly. This could definitely be dangerous! At the beginning you will need perhaps a quarter of an hour or so for your first individual sigil, but by your fifth or sixth sigil it will take you only a couple of minutes. This effort will certainly prove to be worthwhile if you consider the probable success.

As I said before, sigil magic is probably one of those magical disciplines that may be the fastest and easiest to learn. Usually, you will need nothing more than a sheet of paper and a pen. With some experience, you will have finished the whole operation, including activation and subsequent banishing, within less than five to ten minutes. There is no faster way—even in magic!

Chapter 1

Austin Osman Spare and His Theory of Sigils*

The end of the nineteenth and the beginning of the twentieth century was a time characterized by radical changes and great heretics. The secret lore and the occult in general were triumphant, and there were good reasons for this: the triumph of materialist positivism with its Manchester industrialism was beginning to show its first malice, resulting in social and psychological uprooting; the destruction of nature had already begun to bear its first poisonous fruits. In brief, it was a time when it seemed appropriate to question the belief in technology and the omnipotence of the celebrated natural sciences. Particularly intellectuals, artists, and the so-called “Bohemians” became advocates of values critical of civilization in general as can be seen in the literature of Naturalism, in Expressionist Art and in the whole Decadent Movement, which was quite notorious at the time.

*Reprint from *Unicorn*, Issue 1/82, pp. 34-38.

Austin Osman Spare (1886-1956) was a typical child of this era and, after Aleister Crowley, he was definitely one of the most interesting occultists and practicing magicians of the English-speaking world. Nowadays he is basically known only in this cultural context;¹ internationally, he has received only some attention in literary circles at best—ironically, in a footnote! This footnote is found in Mario Praz's pioneering but, unfortunately, rather superficial work *La carne, la morte e il diavolo nella letteratura romantica* (*The Romantic Agony*, Florence, 1930) where he terms him, together with Aleister Crowley, a “satanic occultist”²—and that is all. Nevertheless, this important work has at least led many an occult researcher familiar with literature to Spare.

Compared with Aleister Crowley's enigmatic and infamous life, Austin Osman Spare's existence certainly seemed to befit only a footnote. Despite his various publications after the turn of the century, he remained practically unnoticed until the late sixties.

He was born in 1886, the son of a London police officer, and we know very little about his childhood. He claimed to have experienced while a child an initiation of sorts by an elderly witch, one Mrs. Paterson who, as far as we know, must have been quite a Wiccan-like character. Spare found his intellectual and creative vocation as an artist and illustrator, and he attended the Royal College of Art, where he soon was celebrated as a forthcoming young artist. But he rebelled against a bourgeois middle-class career in the arts. Disgusted by commercialism, he retreated from the artistic scene soon afterwards, though he still continued editing various magazines for quite a while.

From 1927 until his death, he virtually lived as a weird hermit in a London slum, where he sometimes held exhibitions in a local pub.

People have compared his life with that of H. P. Lovecraft, and certainly he too was an explorer of the dark levels of the soul. Around the beginning of the First World War, he released some privately published editions, and today one can acquire—at least in Great Britain—numerous, usually highly expensive, reprints of his works. However, we are primarily interested in two volumes, namely his well-known *Book of Pleasure (Self-Love): The Psychology of Ecstasy* (London, 1913)³ and Kenneth Grant's excellently researched book⁴ in which he, as leader of his own brand of O.T.O. (*Ordo Templi Orientis*) and as an expert on Crowley, deals with the practical aspects of Spare's system as well. Spare's actual philosophy will not be analyzed in depth here because this is not really necessary for the practice of sigil theory and it would lead away from the subject of this study.

Before we begin with Spare's theory of sigils, it is perhaps useful to write a few words about the part sigils play in a magical working. Occidental magic is known to rest on two main pillars, namely on *will* and on *imagination*. Connected with these are analogous thinking and symbolic images. For example, Agrippa uses a special sigil for each of the planetary intelligences. These are not, as has been assumed for quite some time, arbitrarily constructed, nor were they received by “revelation,” but rather they are based on cabalistic considerations.⁵

The Hermetic Order of the Golden Dawn also employed sigils as “images of the souls” of magical entities, which enabled the magician to establish contact with them; nevertheless, the technique of their construction was not explained. The same may be said for O.T.O. under Crowley’s leadership and for the *Fraternitas Saturni* under Gregorius.

The name *Agrippa* already hints at the fact that magical sigils have a long historical tradition, which we will not discuss here because then we would have to cover the whole complex of occult iconology as well. In general, people think of “correct” and “incorrect” sigils. The grimoires of the late Middle Ages were often little else but “magical recipe books” (the frequently criticized *Sixth and Seventh Books of Moses* basically applies the same procedure of “select ingredients, pour in and stir”), and these practitioners believed in the following principle: to know the “true” name and the “true” sigil of a demon means to have power over it.

Pragmatic Magic, which developed in the Anglo-Saxon realms, completely tidied up this concept.⁶ Often Crowley’s revolt in the Golden Dawn—at first in favor of but soon against Mathers—is seen as the actual beginning of modern magic. It would certainly not be wrong to say that Crowley himself was an important supporter of Pragmatic thought in modern magic. But in the end, the Master Therion preferred to remain within the hierarchical Dogmatic system due to his Aiwass-revelation in *Liber Al vel Legis*. His key phrase “Do what thou wilt shall be the whole of the Law. Love is the law, love under will,” as well as his whole Thelemic concept, prove him a Dogmatic

magician.

Not so Austin Osman Spare. He seems to derive from the individual-anarchistic direction so that we may describe his philosophy, without undue exaggeration, as a mixture of Lao-Tse, Wicca and Max Stirner.

English magic of the turn of the century was also influenced by an important young science which would actually achieve its major triumphs only after the Second World War—the psychology of Sigmund Freud. Before that, Blavatsky’s *Isis Unveiled* and *The Secret Doctrine*, as well as Frazer’s *The Golden Bough*, had given important impulses to the occult in general. William James’s comparative psychology of religion influenced deeply the intellectuality of this time, but Freud, Adler, and especially Carl G. Jung eventually effected major breakthroughs. From then on, people started to consider the unconscious in earnest.

This apparent digression, which had to be kept very short due to lack of space, is in reality a very important basis for the discussion that follows. We will not analyze in depth by whom Spare was influenced. Lao-Tse and Stirner having already been mentioned, we might note numerous others from Swinburne to Crowley himself, in whose order, the A. .A. ., Spare had been a member at least for a short while. Rather, we will discuss his greatest achievement—his psychological approach towards magic.

This leads us to magical practice proper. In Spare’s system there are no “correct” or “incorrect” sigils; neither is there a list of ready-made symbols. It is of no

import whether a sigil is the “correct” one or not, but it *is* crucial that it has been created by the magician and is therefore meaningful to him/her. Because s/he has constructed it for personal use, the sigil easily becomes a catalyst of his/her magical desire, and sometimes it will even waken this desire in the first place. This Pragmatic approach which dominates present-day Anglo-Saxon magic (Israel Regardie, Francis King, Stephen Skinner, W. B. Gray, David Conway, Lemuel Johnstone, to name but a few relevant authors) goes to show that Austin Osman Spare, rather than Aleister Crowley, should be considered the real Father of modern Pragmatic Magic.⁷

In the German-speaking countries, the situation is quite different. Writers like Quintscher, Gregorius, Bardon, Klingsor and even Spiesberger allow but little room to maneuver when creating magical coordinates individually. Here the adept is expected to grow into a ready-made system instead of fashioning one. This is a completely different approach, the value or non-value of which we will not discuss here. The nearest thing to Pragmatic Magic, existing already in 1917 i.e. 1921 (the date of the second revised edition of his major work on magic as an experimental science), was Staudenmaier. The works by Mahamudra, which have of late been receiving some attention, are mainly of a descriptive nature and deal with traditions and new interpretations, thus remaining within the context of German magical heritage; however, they do take heed of recent results in scientific psychology and are, therefore, at least partially related to the Pragmatic approach.

Pragmatic Magic will become more and more important because today’s magicians have to face a

psychologized—and psychologizing—environment whose philosophical relativism has been shaping all of us, and still does. Regardless of the significance or amount of truth one concedes to psychology/psychoanalysis, we all are infiltrated by its way of thinking and its vocabulary. So even we magicians will have to attain to a critical, sensible look at it. It will be left to another era to find different models of explanation, description and practice.

How does Spare proceed in practice? Sigils are developed by fusion and stylization of letters (see Figure 1).

First of all, a sentence of desire has to be formulated. Let us take the example Spare himself gives in his *Book of Pleasure*, the declaration of intent:

THIS MY WISH TO OBTAIN THE STRENGTH OF A TIGER

This sentence must be written down in capitals. Next, all the letters which appear more than once are deleted so that only one of each letter remains.

THIS MY ~~WISH TO OBTAIN THE STRENGTH OF A TIGER~~

Thus, the following letters remain: T, H, I, S, M, Y, W, O, B, A, N, E, R, G, F. The sigil is created from these letters; it is permissible to consider one part (for example, M) as a reversed W or, seen from the side, as an E. Hence, these three letters do not have to appear in the sigil three separate times. Of course, there are numerous possibilities of representation and stylization.

“This my wish to obtain the strength of a tiger.”

Sigilized this would be:

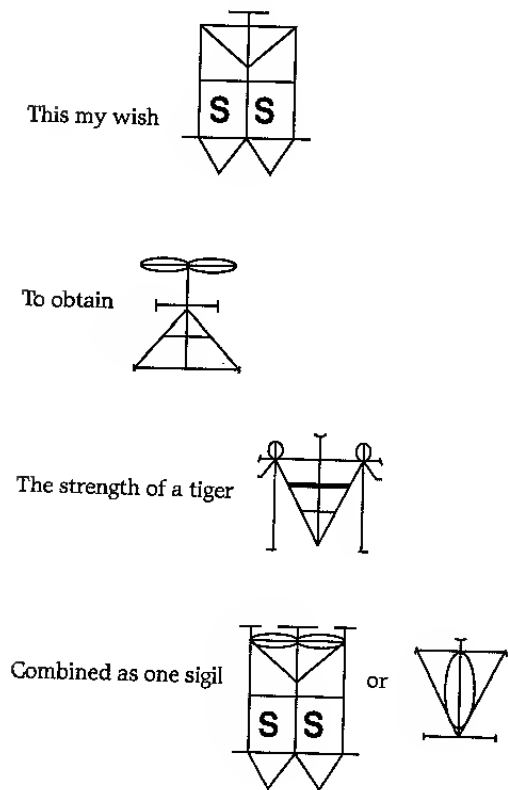


Figure 1

However, it is important that in the end the sigil is as simple as possible with the various letters recognizable (even with slight difficulty). The artistic quality of the sigil is irrelevant, but for simple psychological reasons it should be obvious that you should not just scribble or doodle it in haste. You should strive to make it to the best of your abilities.

The finished sigil, which in the beginning will probably take a few attempts to construe, will then be fixated. You may draw it on parchment, on paper, in the sand, or even on a wall. According to Spare's short instructions, it should be destroyed after its internalization. Thus, you will either burn the parchment, wipe it out in the sand, etc. Spare's basic idea is that the sigil, together with its meaning, must be planted into the unconscious. Afterwards, the consciousness has to forget it so that the unconscious can obey its encoded direction without hindrance.

Formulating the sentence of desire⁸ and drawing the sigil should be done with the utmost concentration. It makes the following activation (“charging”) much easier.

When the sigil is ready, it is activated by implanting it into the psyche. This is the most difficult part in this process, and Spare offers only very few hints on practical procedures. However, it is crucial that the sigil is internalized in a trance of sorts. This may take place in a state of euphoria (for example, by means of drugs), in ecstasy (for example, sex magically by masturbation, sexual intercourse or a ritual), or in a state of physical fatigue. For the latter example, eyes and arms may be tired by the magician folding his/her arms behind the head while standing in front of a

mirror and staring fixedly at his/her image. The important thing is that it should *click*, meaning that the sigil must be internalized spasmodically, which, of course, requires some exercise and control. This procedure may be supported by repeating the sentence of desire rhythmically and monotonously like a mantra, becoming faster and faster; in doing so, one must stare fixedly at the sigil. (In our example of looking into the mirror [a magical mirror may be used, too], it is useful to draw the sigil onto the mirror with water-soluble paint.)

After spasmodical internalization, the symbol must be destroyed and deleted from the conscious mind. As mentioned before, from now on it will be the unconscious which has to do the work.

In my own practical work I have discovered that it may even be useful to keep the sigil on you, such as wearing a ring engraved with it, etc. But this will depend upon the magician's individual predilection, and everybody should find his/her own way. Occasionally, it may prove necessary to repeat the whole procedure, especially if the goal is a very problematical one, requiring an outstanding amount of energy. Nevertheless, experience shows that it is of prime importance not to bring back the meaning and aim of the sigil into consciousness at any time. We are, after all, dealing with a technique akin to autosuggestion; thus, the rules are the same as with autosuggestions themselves. Therefore, you may not use negative formulas such as "THIS MY WISH NOT TO ..." because very often the unconscious tends neither to recognize nor understand this "not," and you might end up getting the opposite result than that which you originally

desired. If you see a sigil every day, perhaps on a wall or engraved on the outer side of a ring, this should only take place unconsciously, just as one might not consciously notice an object which is in use all the time. Of course, you should keep your operation secret, for discussing it with skeptics or even good friends may dissolve the sigil's power.

The advantages of this method, of which only a short summary can be given here, are obvious. It is temptingly easy, and with only a little practice it may be performed at any time and at any place. It does not call for any costly paraphernalia; protective Circles and Pentagram rituals are not required (though sometimes they may prove useful, especially with operations of magical protection), etc.

People who tend to psychic instability should, however, be cautious. Although the threshold to schizophrenia is not as easily crossed with this method as with common evocations, it does involve cutting deeply into the ecology of the psyche, an act which should be considered carefully in any case. The psycho-magical consequences are sometimes quite incalculable. As is well known, the real problem with magic is not so much the question *whether* it works, but rather the fact that it *does*.

Used with responsibility, this method offers the magician a tool which provides him/her with a limitless variety of possible magical applications.

Ubique Daemon . . . Ubique Deus . . .

Footnotes

1. Horst E. Miers does not mention him at all in his *Lexikon der Geheimwissenschaften* (Freiburg, 1970) [*Encyclopedia of the Occult Arts*], but this work is generally faulty in many other respects as well.
2. "Another English satanic occultist is Austin Osman Spare," *The Romantic Agony* (London, 2, 1970), p. 413, n.59.
3. The edition used here is a Canadian reprint by 93 Publishing (Montreal, 1975).
4. Kenneth Grant, *Images and Oracles of Austin Osman Spare* (York Beach, ME: Samuel Weiser, Inc., 1975).
5. First, numbers were assigned to the Hebrew letters, and second, the cameas, or magical number squares, were related to the different planets. For example, the names of the planetary intelligences were converted into numerical values and then the pertinent numbers in the squares were connected with one another, the whole resulting in a sigil. The late Israel Regardie gives a detailed introduction into this method in *How to Make and Use Talismans* (Wellingborough, Northamptonshire, England: The Aquarian Press, 1972 ff).
6. This term, which was coined by the author of this study, describes a certain type of magic which is based on subjective empiricism, or individual experiences without prior postulates. The opposite is Dogmatic magic, which demands a fair amount of faith

from its practitioners, such as belief in the hierarchy of astral entities, correspondences, gnostic dualism, etc. We are not saying here that these concepts cannot be found at all in Pragmatic Magic but merely that they are only considered as possible models of explanation amongst others of equal value. The Pragmatic magician is perfectly free to abandon them if s/he achieves the desired success without their help. S/he is, therefore, independent of so-called "revelations" of many a charlatan. On the other hand, of course, s/he cannot claim his/her experiences to be universal "truth." This prevents—at least ideally—the megalomania very common to practitioners of magic. A detailed discussion of these concepts remains to be covered by a larger, more specialized volume.

7. A facile way of looking at a subject like this quite often demands the use of illustration rather than differentiation. Thus, for example, the problem of reception cannot be dealt with here. It would certainly be an exaggeration to say that Spare influenced Pragmatic Magic directly. Rather, Pragmatists found him to be one of their ilk. Neither do we want to state that there are no Dogmatists left in the Anglo-Saxon countries. But the aforementioned writers, as is commonly known, are considered to be the leading thinkers of the magical scene of Great Britain, Canada, Australia and the USA.

8. The formula "THIS MY WILL TO..." has proved to be very powerful in practice. Of course, it may be changed according to taste or even completely exchanged by any other formula. Practice has shown,

however, that it is useful to begin every sigil working with the same formula because in the course of time the unconscious seems to respond to this with reflexive receptivity.

Chapter 2

Further Exploration of the Word Method

The article “Austin Osman Spare and His Theory of Sigils,” contained in the last chapter, has already covered the basic principles and backgrounds of sigil magic, but it could not go into more depth due to the limited space characteristic of magazine articles. Also, Spare’s sigil magic has seen some further evolution during recent years, especially by English Chaos magicians as manifested in the various publications of the IOT order (IOT today = *The Magical Pact of the Illuminates of Thanateros*). Thus, ever-growing divergences from Spare’s own methods and intentions have become quite common.

To illustrate the *word method* (i.e., the construction of sigils employing the letters and words of a sentence of desire), Figure 1 of the preceding chapter gives some examples. The whole procedure occurs as follows:

1. The *sentence of desire* must be formulated and written down in capital letters.

2. Repeated letters are deleted so that every letter will be used but once.
- 3a. Several parts of the sentence are sigilized into several single sigils.

OR:

- 3b. All letters of the whole sentence are combined into one general sigil.
- 4a. Single sigils are combined into one general sigil.

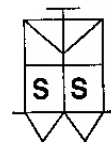
OR:

- 4b. The general sigil constructed in 3b is simplified/stylized.
5. The sigil is *internalized/activated*. (Specific techniques are discussed in the following chapter.)
6. The sigil is *banished* and *forgotten*. (Specific techniques are discussed in the following chapter.)

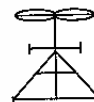
Further Examples for Constructing Sigils Using the Word Method

a) Using the same sentence as in chapter 1, "THIS MY WISH TO OBTAIN THE STRENGTH OF A TIGER," the following letters remain after deleting all double or multiple ones: T, H, I, S, M, Y, W, O, B, A, N, E, R, G, F.

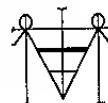
THIS MY WISH (T, H, I, S, M, Y, W)



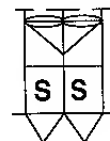
TO OBTAIN (O, B, A, N)



THE STRENGTH OF A TIGER (E, R, G, F)



Combined into one general sigil:



or:



b) You may also form all the letters of the whole sentence (again without any repeats) into one general sigil, avoiding the construction of several single sigils.

The letter E (= \ominus), for instance, may be seen as

W (= \cup) as well as an M (= \cap). See Figures 2

and 3.

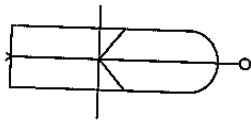


Figure 2

or:

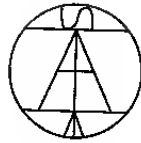


Figure 3

With a little bit of experience, you will be able to combine steps 3 and 4 into one single operation, especially if you have developed your own personal artistic “sigil style.” A. O. Spare, who practiced this technique throughout all of his life, had an advantage over the average sigil drawer because he was a highly talented and acknowledged artist who could develop very beautiful and attractive sigils. *But artistic talent is no criterion for the success of sigil magic! THE MOST IMPORTANT POINT IS THAT YOU CREATE THE SIGILS FOR YOURSELF.*

Our glyphs may even look a bit “ugly,” “primitive,” “roughhewn” or “handmade,” and sometimes this may even be an added bonus. Because of their “unrefined” image, they will appear to our unconscious (which will have to struggle with them) much more “magical” or maybe just “less ordinary.” In other words, a so-called “ugly” sigil differs a lot from our standardized and smoothed-up everyday environment of glossy machines and industrial pseudo-aesthetics. Since we are working with *Magis*, or the original magical power which belongs, according to

current theories, to a praeter-conscious, i.e., “primitive” stage of being, everything which reminds us of the times of amateurish handicraft will awaken primordial impulses in our reptilian brain. This will virtually automatically liberate the magical power in this section of the brain or awaken it in the first place.

Of course, all this depends largely on the magician’s personal paradigm. So place your trust in your feelings (i.e., your intuition) rather than in rules which other magicians have set up according to their own subjective biases, disaffections and tempers. If you prefer putting a lot of effort into a sigil, wishing to create a “real piece of artwork,” you are, of course, perfectly free to do so. It is recommended, however, for reasons to be discussed at greater length later, that you should not spend too much time *consciously* creating a sigil. This is because, among other arguments, it will be much more difficult to forget the sigil’s outline and contents or to push it out of the consciousness, which is so essential for its proper working.

Before we start our discussion of the techniques for activating sigils, I would like to give you a few more practical tips.

The first recommendation involves the method of *constructing a sentence of desire*. Sigil magic is primarily success magic. It aims at achieving very tangible and verifiable results. Accordingly, sentences of will should be concrete and specific. Ambiguity will confuse the unconscious and may lead to only partial success at best, but more frequently it will provoke

total failure.

My own experience has shown, as mentioned in chapter 1, that it is advisable to begin each sentence of desire with the same formula; in our example it was "THIS MY WISH. . . ." One might also simply say "I WISH. . ." or "IT IS MY WILL. . .," or something similar. Specifically mentioning the will is advantageous since the injunction given to the unconscious is clearer and easier to understand. Feeble phrasings such as "I WOULD LIKE TO. . .," "I WOULD WISH TO. . ." or "I SHOULD WANT TO. . ." lack conviction and should be avoided. In the end, you will always have to learn from your own experiences and find your own optimal formula.

We know from various other systems of manipulation of consciousness that negative formulas are usually not properly comprehended by the unconscious. While the unconscious is capable of understanding the metaphorical language (and sigils constructed with the word method are really nothing else) in expressions like "eradicate," "remove" or "avoid," it does seem to ignore words like "not," "none," "never," etc., for most people. Therefore, do not say "THIS MY WISH NOT TO BECOME ILL," but say "THIS MY WISH TO REMAIN HEALTHY."

Interestingly enough, this does not apply to all areas of practical magic. For example, the difference between talismans and amulets is commonly defined in that talismans are for something while amulets are *against* something. Thus, a talisman may be constructed for *health*; however, an amulet would be constructed *against illness*. But even with amulets one will usually restrain from using negative formulations

(e.g., "PROTECT ME FROM ALL ILLNESS," or something similar).

Later on, when we look at the theories which purport to explain how sigil magic works, we will realize that this mechanism has less to do with negative wording than with the general problem of how to get around the "psychic censor." The experiences of some magicians who have achieved success with negative formulas have confirmed this point of view. But this is an exception to the rule, and you should try to avoid any risk, especially when starting with your practical work.

The question as to whether one should formulate precisely or a bit "hazily" is arguable. In my experience, it is not sensible to dictate overly detailed directives to the unconscious. Sentences like "THIS MY WISH TO MEET FRANZ BARDON ON THE 17TH OF OCTOBER AT 3:32 P.M. IN SHARKY'S BAR" not only make great demands on your own Magis (or, as Indian shamans would label it, on your "control of the nagual") but also presuppose a rather generous, good-willed unconscious. One should never put too great a strain on the universe. But this is a general problem in practical magic, and the sigil magician is not the only one compelled to tackle it, as it also applies to the ceremonial magician, the sorcerer and the theurgist.

Experience shows that it is quite feasible to include the time factor in the sentence of desire. For example, "THIS MY WISH TO BECOME HEALTHY AGAIN *THIS MONTH*," etc. But an overloaded psychic time schedule in manager fashion would definitely be too much for our magical faculty. In the chapter "But How Does It Work?" we will take a closer look at

time factors and control of success.

Thus, you should try for a proper balance between wishy-washy and overly specific formulations. A sentence of desire of the "THIS MY WISH TO BE RATHER WELL" format is somewhat too vague, for even if the sigil did produce the desired success, you probably would not become aware of it. Spells for winning in a lottery in which you strive to fix the exact amount of money to the third decimal place will, due to information overload, force your whole system to collapse. At best, nothing will happen at all; at worst, however, the bailiff might suddenly turn up with a writ and his/her calculator. But, here again, personal experience is better than a thousand cookbooks.

Incidentally, it is advisable (at least sometimes), when using all the methods of sigil construction discussed here, for you to place a border round the sigil, either in the form of a triangle, circle, square or something similar. See Figures 4, 5, and 6.

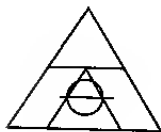


Figure 4



Figure 5

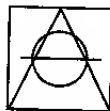


Figure 6

This has two advantages. First, it makes it easier to concentrate on the sigil when charging it. Second, it gives the sigil a "definite" and "conclusive" touch, for if you work a lot with sigils, occasionally you may find the sigils becoming "entangled" in your unconscious to form undesirable chains and combinations. However, this happens very rarely, and the risk is comparatively small. It also happens mainly to sigil fanatics who don't do anything else all day long but inoculate their unconscious, cramming it full with glyphs. The sigil of Figure 3, however, is an example of a construction which does not need an additional border.

Another aspect of putting a border around the sigil is that Mandala structures (as depth psychology has shown) will awaken and activate archetypal material in the unconscious. Thus, a border will facilitate the arousal of the inner psychic elemental forces (Magis). If we look at the subject in greater depth, Mandalas (cf. Tibetan Thangkas and Yantras) are basically somewhat more complicated sigils that transport philosophical, mythical, spiritual and similar contents, which, of course, can be said of most spiritual symbols anyway.

Before beginning our discussion of sigil activation, we shall take a closer look at how to simplify them. Overly complicated sigils are as ineffective as baroque tapeworm sentences of desire. Always keep in mind that you will have to internalize ("charge") the sigil in a state of magical or "gnostic" trance. This may mean that you will have to imagine it actively. Such a procedure might not be a problem as long as

you actually have the sigil in front of you, such as hanging it on a wall or painting it onto a mirror, but even then it could be difficult to internalize a glyph with too many details to it. There are no limits to your fantasy or artistic talent when simplifying or stylizing sigils. You may even “cheat” a bit, as long as you are *emotionally satisfied with the result of your drawing*.

Let us look at a new example. The sentence of desire “THIS IS MY WISH TO EARN FIVE HUNDRED POUNDS TOMORROW” leaves us with the following letters:

T, H, I, S, M, Y, W, O, E, A, R, N, F, V, U, D, P

This long list of letters can form this general sigil:

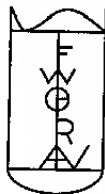


Figure 7

Since this is far too complicated, we will want to simplify it:

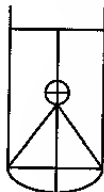


Figure 8

You will note that we have left out quite a lot, but we have also added some embroideries or supplements, e.g., the vertical line drawn through the middle of the whole sigil and the horizontal line cutting the whole circle in half. What is important—at least in the beginning—is that we are *theoretically able to rediscover all our basic letters in the sigil (even in its stylized version)*. Now we certainly won't find it difficult to recognize the letters T, H, I, Y, W, O, E, V, U, D, and P, especially if we keep in mind that the same lines may be interpreted in several different fashions. The arc, for example, may stand at the same time for a U as well as for a D.



Figure 9

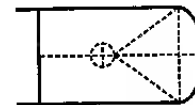


Figure 10

But what has happened to the letters S, R and M? And where is the A? If we want to keep the basic form of this sigil as it is, we will have to “cheat” a bit:

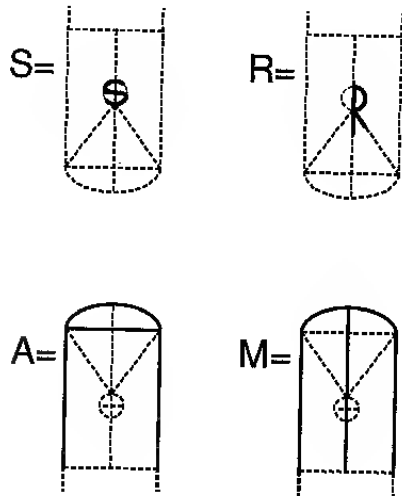


Figure 11

Admittedly, M and S might look a bit better, but, after all, we merely want to illustrate how to proceed with abstractions.

Now, it may be argued that nearly any letter could be rediscovered in nearly any glyph with this method, if you only had enough cheek and a vivid imagination. To some extent, this is certainly true, but the main point is that you are constructing the sigils so that all other possibilities become irrelevant.

THE PROCESS OF SIGIL CONSTRUCTION ITSELF IS MORE IMPORTANT THAN ITS GRAPHIC RESULT!

Of course, we do need the finished sigil, i.e., the graphic end result, for otherwise we could not charge or activate it. But it would be of no use to you at all if you had not constructed it alone, without any outside help. (We will discuss some exceptions to this rule in our chapter on the pictorial method.) The above-mentioned mnemonic is little more than a rephrasing of an exhortation which you will hear frequently from Zen masters—“The way is the goal. . . .”

Perhaps we should now deal with how to decorate a sigil. We have already seen that it is important that the sigil strikes us as being “magical,” “out of the ordinary.” This will mean different things to different people. My own style of sigil construction, which I have developed in the course of more than 12 years of practice, prefers horizontal glyphs with squiggles and triangles for decoration. So I would decorate the sigil from the last example in this fashion (Figure 12):

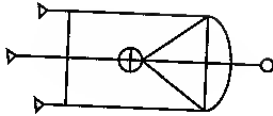


Figure 12

These embroideries do not have a meaning in themselves (just as a sigil no longer has any consciously “recognizable” meaning); they serve the sole purpose of creating the right “atmosphere” or giving the sigil a “magic” touch (or, for the more romantically minded, a touch of “mystery”). This can enhance its effect substantially, and I strongly advise you to experiment.

Chapter 3

The Magical Trance/ Activating the Sigils

The following can be applied equally to the word and the pictorial method. Within limits, the various techniques are pertinent to the mantrical spell method as well, but this mode shall be explained separately in more detail in a later chapter.

Recommendation for a lightning-charging
(for people who are always in a hurry)

Having finished the sigil with much effort, go to bed with it. Masturbate and, during sexual climax, concentrate on the graphic sigil. If you have a well-trained imagination, you might as well visualize the sigil, but beginners are advised to stare at the glyph with widely opened eyes. It is crucial that you place the sigil in front of your eyes *during orgasm*.

**DO NOT THINK OF YOUR SENTENCE OF DESIRE
OR THE CONTENTS OF YOUR SIGIL AT THIS
MOMENT!**

Ideally, you should have forgotten the original purpose for which the sigil was created. (To achieve this, you can put the sigil aside for a couple of days or weeks after construction and then take it out in a quiet minute to activate it. But this, of course, could hardly be termed a “lightning ritual.”)

Afterwards, you will have to *banish the sigil*. The best method of banishing is roaring laughter. It does not matter if this may seem a bit artificial; if you can think of a good joke now, even better. Immediately after banishing by laughter, *think of something completely different*. The easiest way of achieving this is by switching on the TV, dialing the talking clock, listening to the latest lottery results, jumping up and down on one leg for half an hour, etc.

One may argue endlessly about sexual ethics and/or sexual fears, but it is an undeniable fact that sigils are best internalized in the easiest, speediest and least problematical way during sexual climax. We will get to know various other methods, too, but experience has shown that orgasm provides the most effective of magical trances. Debauchees with glittering eyes may, however, be warned that this branch of sexual magic has little or nothing to do with sexual “fun.” In the past, when it was still trendy to work with “sacrifices” of all sorts, it was common to speak of “sacrificing the orgasmic lust on the altar of Transcendence,” etc. Obviously, this has a lot to do with Tantric and Taoist ideas, which state that the male should at all costs avoid the explosive orgasm (i.e., ejaculation) during sacred sexual intercourse because, ac-

ording to these doctrines, loss of semen means loss of power (and, by extrapolation, longevity). This approach, which has for various reasons never become particularly popular in the West, led even one of the major masters of sexual magic, Aleister Crowley, to concentrate on drinking his sperm after sexual intercourse (in heterosexual intercourse, the mixed male and female secretions—Crowley’s infamous “elixir”). This digression aside, we may note that lecherous sex maniacs won’t have too much pleasure when dealing with this branch of sexual magic, as these operations can be rather strenuous and not too pleasurable.

In the first chapter it was mentioned that sigils should be internalized *spasmodically*. This can be done in several ways. Our goal is always the same: to form an altered state of consciousness in which the censor has become “soft” and in which s/he will no longer or cannot prevent direct communication between the conscious and the unconscious. Like the magical or gnostic trance in general, consciousness is not entirely switched off, which means that you aren’t aiming for a hypnotic full trance. Such “threshold states”² may be achieved either by withholding sleep, by overexertion, by exhaustion, or by activating intense emotions like anger, fear, pleasure, ecstasy, etc.³ Here again we can see why the sex-magical charging of a sigil (which, of course, can also be performed during intercourse with a partner) is so much easier than all other methods. First, most people are quite familiar with willed orgasms, which can hardly be said, for example, of willed, controlled trances of exhaustion

or horror. Second, the effort to achieve a sexual climax is so much less than to achieve a trance through fasting, for another example, which would take several days of starving oneself, or a fear trance, for which you might have to hang half of your body out of the window on the seventeenth floor of a building. (Of course, a high ride on a roller coaster might do the trick as well, but can you really control your acrophobia enough to charge a sigil?) Nevertheless, you should get to know as many different circumstances for sigil charging as possible to widen your scope of magical techniques considerably.

One technique which is frequently quoted in literature, but hardly ever explained in detail, is Spare's so-called *death posture*. Whereas Pete Carroll in *Liber Null* (p. 31), following on from other writers, basically sees it as a method of "holding one's breath in an uncomfortable position until one nearly dies," Kenneth Grant⁴ regards it as belonging to sex magic. He sees the death posture (referring to Spare himself) as a technique whereby the conscious mind is switched off (that is to say, "intermediately slain") by sexual activity, which means that all conscious thoughts will cease. Anyway, the crucial point, as with most magical trances, is that you can achieve a state of non-thinking or no-mind this way, whereby the conscious mind collapses for a short span of time (sometimes, as with an orgasm, only for seconds) and leaves free a direct channel to the unconscious. In the following text, two non-sexual variants of the death posture, which have proved themselves well in practice, particularly for people who are new to magic and who have little or no training in magical trances, are described.

DEATH POSTURE (Version 1)

This version may be performed both in a standing or a sitting position. For your first attempts, I recommend sitting before a table on which you have placed the sigil.

After a deep breath, block your eyes, ears, mouth and nose, using the fingers of both hands. Concentrate on the internal tension in your body (do not think of the sigil or its aim!), and hold your breath until you cannot bear it any longer. Continue holding your breath until you truly cannot bear it anymore. Then you should still hold your breath until you cannot bear it at all any longer. Then, shortly before reaching the point of fainting, open wide your eyes and stare—while breathing in and out fresh air—at the sigil. If you do this correctly, you will find yourself in a state of almost panic-stricken no-mind—a form of magical trance where your unconscious is more responsive to and more receptive for sigils. Afterwards, as already mentioned, you banish by laughter and by concentrating on something completely different, the more secular the better.

One version of this technique has already been described in chapter 1. It is performed by standing in front of a mirror on which you have drawn your sigil with water-soluble colors. Here again, physical over-exertion is employed. Stare into the eyes of your mirror image without fluttering your eyelids, then cross your arms behind your head or your neck, push your arms backwards as far and uncomfortably as you can, and tense all your muscles while holding your breath (you may also stand on tiptoes). Keep this posture until you cannot bear the tension and/or pain anymore. Then

release the tension spasmodically while internalizing the sigil. Banish by laughter, think of something else, etc.

A note of caution:

Version 1 of the death posture is NOT suitable for persons who suffer from heart condition, ailments of the lung or high blood pressure. Since you can hardly ask your doctor whether s/he would advise you against this technique or not (unless the doctor is also a magician—you might already have found one by using a sigil!), you should, if in doubt, choose one of the other aforementioned techniques.

DEATH POSTURE (Version 2)

As far as I know, this technique has never before been described in writing. It is “milder” than the first version but easily as effective, although it demands a little bit of training. It is performed in a sitting position.

The sigil lies in front of you on the table. You sit in a chair as straight as you can, your palms resting on the table. You may extend your thumbs and let them touch each other, the sigil now lying in the open square of your hands. Stare at the sigil without blinking your eyelids. It does not matter if your eyes start watering; your attention is concentrated elsewhere. Now try to twitch the muscles of your calves *very briefly*. It is best to start with one leg, then to change to the other, and finally to twitch the muscles of both calves together. The twitching itself should be tense but at the same time loose. A split second is quite enough as long

as it is very intense. This may sound a bit difficult at first, but with a little practice you will know precisely what is right for you.

Now you may continue by twitching the muscles of your upper arms, following with your chest, hands and arms up to your scalp (which may be a purely subjective feeling, but having experienced it once you will know how to do it properly). With a little practice, the whole procedure should not last longer than about half a second. So, your entire body is racked by a short spasm, and at the climax you open your eyes even more widely (while still staring at the sigil), “inhale the sigil” with your eyes, laugh loudly while closing your eyes, and that’s it! (Then, once again think of something completely different, etc.)

Don’t despair if you should encounter some minor problems in the beginning. Your organism is only as human as you are, but with a little bit of effort you will master this technique in the true meaning of the word: lightning-fast. Also, you will have a method of sigil activation in hand which works even faster than the sex-magical one! I have seen workshop participants who managed to get the effect of the sigil minutes after their first attempt, and this is quite common.

Note: After charging a sigil, you should avoid meditation and all other trance-inducing techniques (e.g., trance dance, drugs, brain machines, etc.) for at least three hours. As you have firmly “shut the lid” of your unconscious by banishing and distraction, it is advisable to let it rest for a while to forgo the possibility of the sigil’s floating into your consciousness again.

**THE FASTER YOU FORGET THE SIGIL,
THE MORE EFFECTIVE THE OPERATION.**

As with talismans, amulets and magical rituals in general, the intent to forget a desire or magical operation is one of the greatest tasks for a magician if s/he wants to experience success quickly. Experience with meditation and thought control will certainly pay off now. You may have heard the story of the man who came to his guru and asked him what to do to become enlightened. "Nothing," the guru answered. "Just go on living as you did before. Oh, yes, there is one thing, though: avoid thinking of the monkey." Very pleased, the man thanked his guru and returned home. But while on his way home, his thoughts began circling remorselessly: "I must not think of the monkey, I must not think of the monkey. . . ."⁵

Why forgetting a sigil is of such prime importance in this form of magic will be illustrated later when we take a look at possible explanation models for this magical method. After having activated/internalized a sigil, you should not think of the glyph itself nor of its content. Since most people have a rather bad memory for complicated symbols and glyphs (painters, graphic artists and others who are particularly visually gifted or working in this field excepted), forgetting the sigil itself won't present too much of a problem, unless the glyph's design is too simple. (To forget a square or triangle could prove rather difficult.)

Forget the contents of the sigil and the sentence of desire. If sigils or sentences of desire unexpectedly pop up into consciousness, recharge and banish them again. Most of the time it's enough to simply distract

your attention from the "monkey" by laughter, for example (which, as pointed out several times in *Liber Null*, is one of the best techniques of exorcism anyway).

You should definitely keep a diary for your sigil work, if only to check on your successes at a later date, but you should also conceal the sigils, sentences of desire and other details (e.g., by placing a sheet of paper over the relevant sections) so that they won't come back into your memory accidentally when you open your diary or leaf through it. As with the formulation of the sentence of desire, you will have to find a compromise between permanent memory and complete loss of any documentation.

As to awaiting the success of the operation, don't do it! This is also the best way of making sure that you will forget about it. If this is too extreme for you and if you have problems with forgetting, try to counter this with that state of consciousness which Spare termed the "Neither/Neither." Ray Sherwin tags it "Non-attachment/Non-disinterest," or, more precisely, "positive Non-desire."⁶ This again is more a question of practice and self-discipline than of technique.

There is yet one other technique for forgetting a sigil, namely getting used to it until you no longer perceive it consciously. You may be familiar with this principle from personal experience. You decide to do something special every day and, therefore, you hang a note in a prominent place as a reminder. For a few days this will work all right until you get so accustomed to the note that it does not serve as a reminder, so you finally end up where you began. You just don't see the note and its message anymore. This may even

become an unconscious act of sigil magic achieving the desired success. More likely, however, the whole procedure was nothing but well-intentioned amateur work. Now we may use the same technique with sigils by employing this very pattern of behavior or perception. After charging the sigil, you place it in a prominent position until you are no longer consciously aware of it. As mentioned previously, you may also engrave the glyph on the outer side of a ring or into a metal plate as a talisman, etc.

Sigils and Talismans/Amulets

Basically, it is of no importance at all which material you use to draw your final sigil on before it is charged. If you are a traditionalist-purist and want to use virgin parchment, you may do so, of course, but normal paper is quite good enough.⁷ After activation, sigils are usually burned or otherwise destroyed, but you can also make talismans and amulets out of them. In this case, you will want to use more durable materials.

One way of doing this is by drawing the sigil on a piece of parchment or sturdy paper. If you charge it sex magically, you may put some sexual secretions (or blood or saliva) on it for support after activation. After banishing, you can roll up the paper or parchment and wrap some yarn or silk thread around it. Depending upon which school of "isolation techniques" you belong to, you may either seal this roll with pure beeswax or sew it into a piece of silk, linen or leather, etc. If you want to wear the amulet or talisman, it is advisable to make it into a necklace or tie it

to a thong. Having served its purpose, the magical tool has to be burned, buried or thrown in water. Before doing so, you can discharge it under running water with a suitable suggestion.

As pointed out in the beginning, the advantage of Spare's sigil magic is that it has no need for complicated rituals. Neither do you need to engage in calculating specific astrological constellations, cabalistic arithmetic or lunar phases, etc. You will be better off, especially when practicing Pragmatic Magic, if you have at hand at least one of these systems that can be performed without such complicated and time-consuming considerations, as useful as they may be at other times. This will keep you on the ball, ready for action and versatile.

You don't really need amulets and talismans in sigil magic either. If the sigil is charged correctly, you already have created an "astral talisman" (or "astral amulet") of sorts, a new circuit in the psycho-computer which will remain effective until it has served its purpose. Such a magical weapon has the advantage of being independent of physical objects (which also means that it can never get into the wrong hands). It is usually those "magicians" with the least practical experience who shout the loudest that a "correctly protected" magical weapon never would get into the wrong hands in the first place. Unfortunately, this is not necessarily the case.

Every beginner in ceremonial magic learns that his/her rituals will attract astral entities just as light will attract moths. With magical weapons, talismans, amulets and other appropriate tools, the case is quite similar: some people are fascinated by them beyond

sensible control. It is of little use to warn people never to touch the magically charged tools of a sorcerer without his/her permission, for proscriptions will usually make the whole thing seem a lot more attractive. It is of far lesser importance that a magician may have to do without his/her talisman, for example, after having been robbed of it. The whole situation can be compared with the position of an Army Quartermaster: he is responsible for the safekeeping of his arms and ammunition, not so much because any loss of gear would weaken his arsenal (which, of course, is another aspect not to be ignored), but mainly to ensure the safety of others who may not be aware of the danger of such tools—and who might have to pay dearly with their lives or physical or psychic health for their ignorance or innocence. It is no secret either that some magical instruments do tend to develop a definite, independent life of their own, and the history of magic is full of examples to prove the point.

When using non-physical sigils, you don't have to make tiresome last provisions concerning what should be done about them after your death so that they will be properly deactivated or handed over to the proper magical heir, etc. While sigils might show up again in your consciousness sometimes, this is quite harmless. I have never observed sigils developing a totally independent existence, going off on their own, etc., like amulets, magical daggers, and the like are sometimes wont to do.

Now, what about controlling your own success? Basically, the same rules are applicable here as in

more conventional magic. Sigil magic is certainly not an infallible technique, but numerous practitioners have confirmed repeatedly that it is by far the most effective of all the Western magical systems. If your sigil working has a time limit (for example, one month, a quarter of a year, etc.), control of success is simple enough. You may make a special note in your diary's agenda and later contemplate the result. Things are a bit more complicated if there are no time limits or the objective is an extremely long-term one. Nevertheless, with some practice you will develop the right feeling for it. Although you will have long forgotten your sigil working, the moment you realize your success, you will remember, which may create quite a weird feeling at times. You might have a similar experience as the Chasidim rabbi when he thanked God for never sending him anything before he needed it! It is a prerogative that we accustom ourselves to a different manner of success assessment.

The time it takes for a sigil to work is somewhat unpredictable. Sometimes success will be instant; sometimes it may take months. We are told that Austin Osman Spare could bring forth a cloudburst within minutes with the aid of sigils. He also succeeded, using this method, in evoking demons at a flinch. Nevertheless, it would be presumptuous to ascribe this to sigil magic and its techniques alone. Certainly, the magician's personal talent, the power of his/her own Magis, the inner consistency of his/her magical universe, the qualities of magical time (which shamans label "moments of power"), and some degree of probability may play an important part in instant magical phenomena, which should not be underestimated.

But this is, as I have pointed out before, not a problem of sigil magic alone. As did Dion Fortune, I tend to operate on a time limit of about six to nine months in general. If short-term or medium-term operations have not succeeded within this period, they should be considered as having failed. You will find more tips for the practical use of sigils in chapter 8.

For didactic reasons I chose to start off with the word method of sigilization to escort you to practical work immediately, without initially giving any consideration to other methods of sigil construction. In doing so, we avoided overburdening you with technicalities at too early a stage, parts of which you would only understand through practice anyway. Another reason is that most readers will probably want to start off with the word method because it is the most simple and uncomplicated one. The other methods of sigil construction follow. Points which have already been discussed and which are also applicable for these types of sigils will not be repeated, but, of course, I shall clarify distinctions in procedure.

Chapter 4

The Pictorial Method

As opposed to the word method and the mantrical spell method, the pictorial method of sigil construction demands neither language nor specifically formulated sentences of desire. Its advantage lies in the fact that you are able to use the image language of the unconscious directly, provided that you are able to transcribe precisely your sentence of desire into such images without utilizing words.

Imagine that you want to heal a friend. Let us assume his name is Hank Miller and that he is suffering from stomach pains. Similarly to Voodoo doll magic, you might draw a figure with his initials (see Figure 13).

Then you may stick an "astral acupuncture needle" into his stomach area through which healing energy is fed into the affected part of the body (Figure 14):




Figure 13

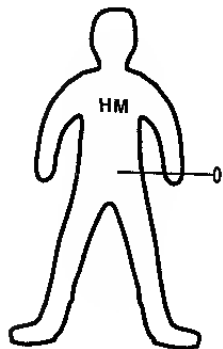


Figure 14

This sigil must now be simplified and stylized as with the word method. See Figures 15 and 16.

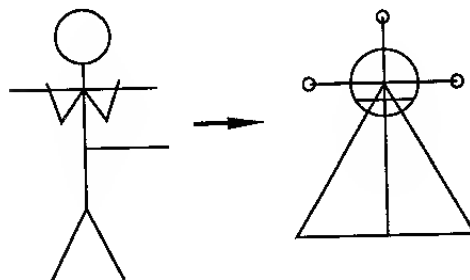
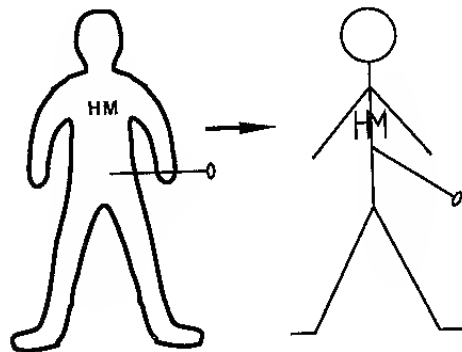


Figure 15




Figure 16

Charging or activating/internalizing is executed as already described in chapters 1 and 3. The same rules are applicable for forgetting the operation, etc.

Let us look at a second example. Two people (partners) are to be brought together by a so-called "binding spell." We'll call them "A" and "B." See Figure 17.

If you work a lot with the pictorial method, you will find that soon you will want to develop your own "symbolic language" in order to tackle more complicated subjects. This leads us into the realm of the Alphabet of Desire, covered in chapter 6. If you are familiar with magical symbols in general, you may use them as "raw material" for individual sigils as well. This, of course, requires that these glyphs and signs have truly become second nature to you. Let us again look at an example to illustrate this procedure. We want to create a familiar spirit or "psychogone" and will, therefore, need such basic symbols. Thus, we must choose from the rich treasury of our history of occult symbols. Let us assume that the spirit: a) should be hard working; b) should have structural awareness and the ability to materialize itself; and c) it must furnish you with financial advantages. We want to utilize the symbols of Earth and Saturn. See Figure 18.

We may also want to create a spirit from the sphere of Venus for erotic purposes. To this end, we might use the symbols in Figure 19.

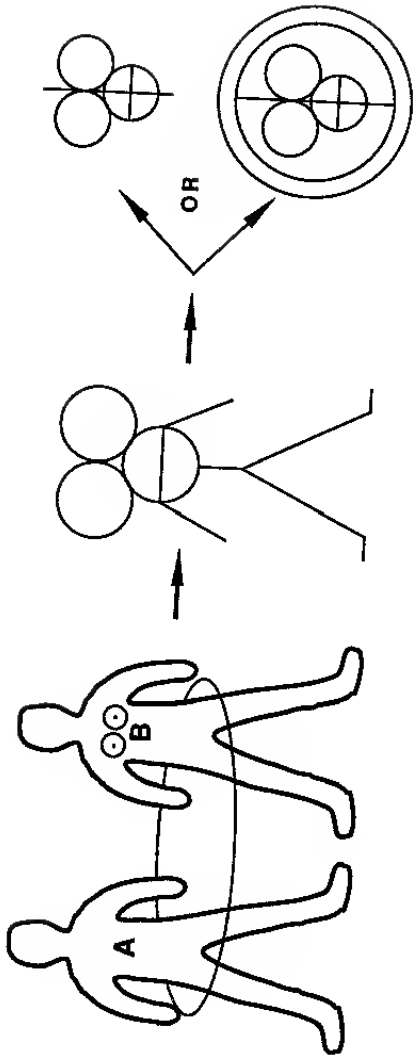




Figure 17

EARTH =  + SATURN = 

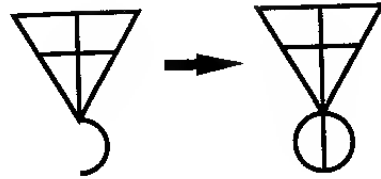


Figure 18

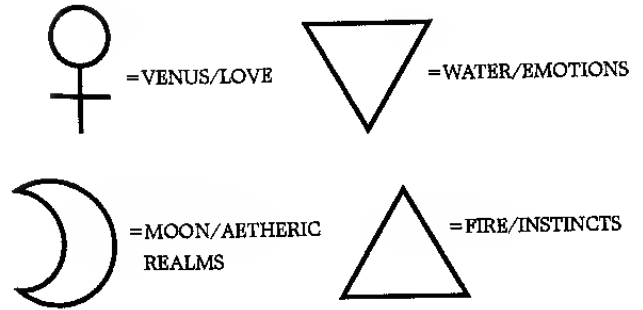


Figure 19

Combined, these symbols may form one of the sigils in Figure 20.

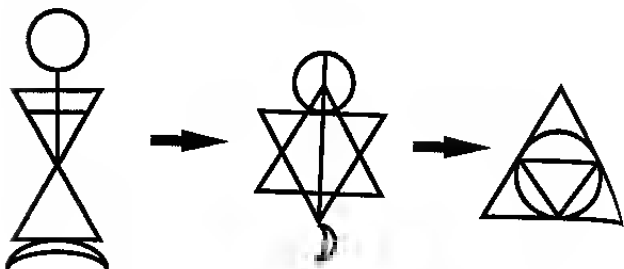

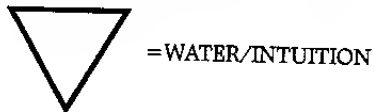


Figure 20

The following symbols may be used to form a sigil for achieving mystical insight into infinity:



See Figure 21 for completed sigils.


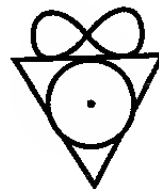


Figure 21

Of course, you may also use Hebrew letters, *fattwa* symbols, or any geometrical symbols you prefer. (There are very few glyphs which have not been attributed with some meaning.) But as pointed out before, you should not just copy some symbols out of books which have no life for you or are not vivid to you. Naturally, you may live in the paradigm that these "ancient" symbols have already developed a life of their own, having been vitalized by legions of magicians before us, but even in that case you will first have to create an inner contact to the glyphs yourself, e.g., by employing them frequently in a pertinent magical context.

One could object that this technique contradicts the basis of Spare's system because it does not work with individual sigils. However, this is only partly correct. The individual elements making up such a sigil may consist of established symbols, but the end result is definitely individual because of the selection of the basic symbols and the simplification/stylization and decoration, which is executed here again. The sigils from our last examples could be enlarged in the manner of Figure 22.

Let us not forget that alienation is a significant element of sigil construction.

Now that we have covered the important aspects of the pictorial method, let us take a look at the mantrical spell method.

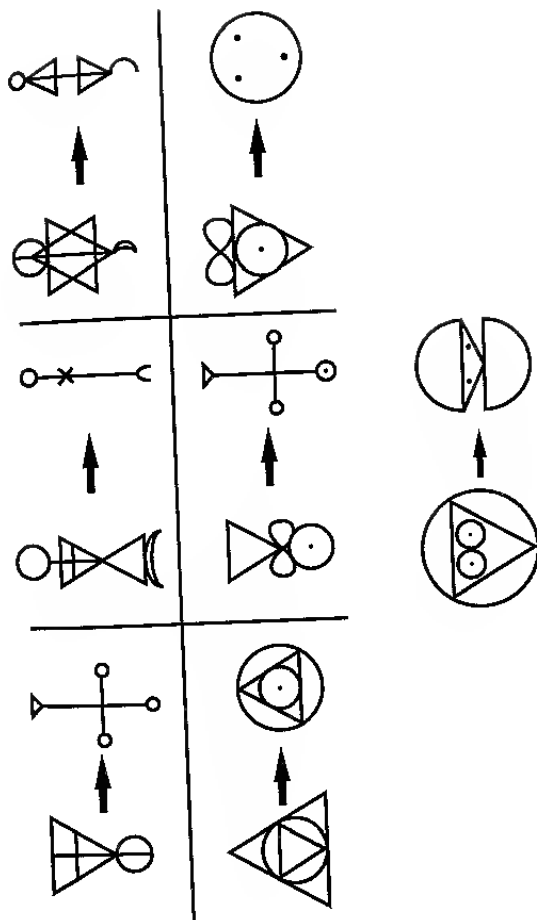


Figure 22

Chapter 5

The Mantrical Spell Method

The *mantrical spell method* basically employs *acoustic sigils*. The principle of constructing mantrical sigils is quite simple: the sentence of desire is transformed into a mantra devoid of any obvious sense or meaning. This may be done most easily by writing down the sentence of desire in a quasi-phonetic manner, i.e., words as spoken. This may demand some ingenuity, but any magician needs this, and, here again, practice alone makes for refinement. Let us take an example from *Liber Null* (p. 21):

a) Sentence of desire:

I WANT TO MEET A SUCCUBUS IN DREAM

This sentence, in a quasi-phonetic (acoustic) spelling, becomes:

b) I WAH NAR MEDAR SUKU BUSIN DREEM

c) Now, all double or multiple letters are eliminated, as with the word method:

I WAH NAR MEDAR SUKU BUSIN DREIM

d) This leaves us with:*

IWAH N'MER D'SUK

e) The sentence from d) is now rearranged, or alienated even more, and you are free to add some vowels so that the end product does not become a tongue twister but can be easily vocalized:

HAWI EMNER KUSAD (completed mantra)

For the use of mantrical sigils, you will need some linguistic agility and an ear for rhythm. The sigil mantras should sound euphonic (meaning “nice”) as well as “somehow magical.” At the same time, they should be alienated enough so that you won’t be able to recognize the original sentence of desire.

Activating/Internalization of Mantrical Sigils

Unlike word or pictorial sigils, sigil mantras are usually not activated/internalized spasmodically (“short and intense”); instead, they are repeated rhythmically and monotonously. An exception to this rule are the “words of power,” which are sometimes sigilized, as we shall see later on.

*The letter *b* is missing in Peter Carroll’s example—an obvious typesetting mistake which we have not corrected for the sake of correct quotation. This does not, however, invalidate the example as a whole.

In Eastern cultures mantras are also employed to induce magical trances and mystical states of consciousness, etc., because they tend to tranquilize the conscious mind when monotonously repeated over a long period of time. Thus, the psychic censor is softened up and direct access to the unconscious is set free. Naturally, mantras play a very important part in Mantra-Yoga, Tantra (of Hindu and Buddhist origin), Buddhism (including Zen!), and many other Eastern philosophies. These mantras may be more or less free of recognizable sense (for example, “HRAM HRIM HRUM”), or they may carry a meaning (for example, “OM MANI PEME HUM,” which, as you may know, approximates “HAIL TO THEE, JEWEL IN THE LOTUS BLOSSOM”). They may express a certain form of worship and heightening of awareness. Islam (especially Sufism) knows its mantras, as does Catholicism, which uses them, for example, in its rosary litanies, and shamans all over the world are known to work with different forms of mantras.

While a sound knowledge of mantra theory can be of help when using mantrical sigils, it is not strictly necessary. Sometimes it may even prove to be an outright obstacle if you are for some reason (e.g., conditioning, dogma, etc.) incapable of working with any but one special, established system.

Our sentence of desire has been turned into a mantra by manipulating its sound elements, and we cannot recognize its meaning anymore (as is also the case with word and pictorial sigils). You can now activate this acoustic sigil by repeating it over and over again, for hours on end, if possible. The monotony of this procedure will guide you into a kind of

“mantra-stupor” (this will follow naturally and may sometimes occur even after only a few minutes’ chanting); thus, your directive for the unconscious, which is now concealed in the acoustic sigil, can pass the censor to thrive in the depths of the psyche and go about its work. You may support this procedure by a trance of exhaustion, achieved, for example, by fasting, prolonged lack of sleep or extreme physical exertion. You might even use autohypnosis by playing the mantra on a tape recorder during your sleep (best use endless cassettes), but experience has shown that this is not really requisite except as an auxiliary measure.

After charging the mantra, banish by laughter and immediately distract the conscious mind as described in chapter 3.

Words of Power

Instead of fashioning lengthy sigil mantras, a single “Word of Power” may be formed using the same construction technique as described above. Let us take the example of the aforementioned succubus evocation. The finished mantra in the end was:

HAWI EMNER KUSAD

We might take the first syllable from each word and construct a new word:

HA EM KU = HAEMKU

We could also take the last syllable of each word:

WI NER SAD = WINERSAD

Other possible combinations in this example are:

WINERKU, HANERSAD, KUNERWI, SADEMHA, etc.

You will realize that the possibilities offered by this technique are practically unlimited.

Activating/Internalizing Words of Power

When charging, you may proceed as you would with longer sigil mantras: by chanting it monotonously for a long time.

Or, you may proceed spasmodically as with the word or pictorial method, using the techniques described in chapter 3. Instead of an optical internalization, you perform an acoustic one: at the peak of the tension (regardless of whether you use sex-magical techniques or the various versions of the death posture) you shout aloud the word of power—the louder the better, because this drives away all disturbing thoughts and even interrupts the entire ability to think for the duration of the exclamation. Here again, don’t forget to banish the operation by laughter and then distract your attention. The technique of the infamous “death cry” of the Australian aborigines is based on a very similar principle.

The only disadvantage of the mantrical spell method is that it is not particularly silent. Therefore,

usually you will have to be alone when using it, unless you are lucky enough to live with people who are in sympathy with your magical “quirks,” or are completely deaf. Anyone familiar with mantra systems will be aware of the fact that there are generally three stages of mantra intonation (the so-called “Japa-Mantra”): loud, low, and silent (or mental) intonation. The mental intonation is considered to be the “highest” form of mantra working and is quite complicated. These hints, however, should enable you to experiment with quite a number of different mantra techniques.

Incidentally, it seems more than likely that some of the medieval spells were constructed in the same, or at least in a very similar, manner. Albeit most of the handed-down formulas are little else than mutilated church Latin or Hebrew, and even though most of the other spells have almost certainly been constructed via cabbalistic gematria or have been received as a “revelation” of sorts, there are a number of formulas and “barbarous names of evocation” which cannot be explained as such etymologically. However, this has to remain pure speculation for the time being.

It will largely depend on your own temperament and on your predilections whether you use the word, pictorial or mantrical spell method. Whereas I myself favor the word method and, occasionally, the pictorial method, I must admit that the mantrical spell method has borne the most amazing and speediest results. Perhaps this is precisely so because I personally do not like it very much! Thus, it is certainly

advisable to experiment with all three methods. The sigil’s energy quality or the way the sigil “feels” is completely different from method to method. After a short time, you will know exactly which method is most promising for any given operation. Being a true magician, you will not tolerate one-sidedness because you know that in the course of your magical career you will be challenged too often and will be confronted with the most varied of problems. It is always beneficial to keep one’s arsenal of possibilities and weapons in good shape as well as to stay in practice with “remote” techniques.

The ultimate sigil is surely silence itself, but of this nothing can be said. For “the Tao that can be described is not the Divine Tao.”

Chapter 6

The Alphabet of Desire

We will now discuss one of the most fascinating chapters of Spare's sigil magic, the Alphabet of Desire. It is also one of the more complicated and less explored areas, not the least reason for this being the desolate situation of literary sources. Spare's writings per se are very ambiguous and difficult to follow, and his exposition of the Alphabet of Desire is no exception. Even concerning his original comments we can only rely on Kenneth Grant,⁸ who seems intent on concealing more than he wants to divulge.

Apparently, Spare conceived the Alphabet of Desire as a system of 22 glyphs, all of them expressing, to use his own words, "aspects of sexuality." In none of his writings published to date do we find all of these "letters" fully listed, let alone explained. Nevertheless, we do have a number of clues as to what Spare meant by them. In general, Grant seems to stick quite strictly to the original and gives us many enlightening insights. Pete Carroll's account in *Liber Null* (pp. 76-87) does not necessarily have a lot in common with

Spare's original system (a fact which was pointed out to me—somewhat indignantly—by Frater .Thanatos of the O.T.O.), but, as I see it, Carroll is on the right course. To date, the German author Markus Jungkurth⁹ has been the only writer who deals with Spare's alphabet in more detail. But while he does quote the odd word or two from Spare's own writings by way of explanation, he gives us very few clues for actual practice, unfortunately.

Spare's statement that the Alphabet of Desire is part of a special proto-language of man's (or possibly actually Spare's) own unconscious does, however, give us an important practical clue, particularly if we are familiar with the techniques involved in constructing artificial ritual languages.¹⁰ It would be wrong to assume that Spare, who as a magician was an absolute pragmatist, understood it as being a universal and categorical proto-alphabet for use by all people. This would contradict his entire system, and we do not have a single convincing indication why we should take this for granted. The following explanations should, therefore, be understood as my own, personal interpretations. The approach described hereafter has proved to be effective enough in my practical work, and we can find similar methods in other systems as well,¹¹ but we must admit that we are more or less breaking virgin soil here. The advantage of this approach is that it leaves enough room for personal exploration, which might especially appeal to the more experienced sigil magician.

Basically, I shall describe two main forms of approach and ways of dealing with the alphabet in this chapter: 1) the Alphabet of Desire as a principle of

structure embedded in a framework; and 2) the Alphabet of Desire as a mirror of the psyche created by chains of associations. Although some overlappings may occur occasionally, one should not be misled to forget that these are truly two entirely different approaches.




The Alphabet of Desire as a Structuring Principle

Pete Carroll has presented us, in his well-known laconic and precise manner, with this model in *Liber Null* (pp. 76-87). Unfolding his system, he does not base it—as did Spare—on purely sexual functions. Strictly speaking, his system is more of an "Alphabet of Emotions." These emotions he arranges as "complementary dualisms": FRIGHT/ATTRACTION, JOY/TERROR, GREED/AVERSION, etc. Not all of these complementary dualisms will seem convincing at first glance. For example, it may not be absolutely clear to everybody why ATROPHY/FRUSTRATION and RELEASE/DISSOLUTION should be seen as supplementary opposites, and even his scant explanations do not help us a lot. Incidentally, he does not stick strictly to Spare's division of 22 either, so we are justified in viewing his system as being an original creation of his own, following the Spare tradition.

Carroll's matrix will not be explained in detail here, but rather we will use it as an illustration to demonstrate by this one example how anyone can create his/her own Alphabet of Desire. Carroll divides his emotions in doublets: LUST/DESTRUCTION; DISSOLUTION/RELEASE; ATTACHMENT/LOATH-

ING; RAPTURE/ANGER; GREED/AVERSION; ATTRACTION/FRIGHT; JOY/TERROR; ATROPHY/FRUSTRATION. Additionally, there are four categories which are, so to speak, "outside of competition": LAUGHTER, DECONCEPTUALIZATION, CONCEPTUALIZATION and UNION. And finally, he adds a "Supplementary Alphabet in Malkuth," which in his system covers the so-called "somatic emotions," namely PAIN/PLEASURE and DEPRESSION/ELATION.

But this is not the end to his system. The five meta-levels also play a significant role. The first three are based on alchemical symbolism, describing "the three states of matter" of each emotion: the Mercurial


() , the Sulphurous () , and the Earthy ()

levels. The Mercurial form indicates states of overstimulation and dissolution of consciousness followed by catharsis or ecstasy (p. 76). The Sulphurous form indicates "the normal functional mode of the emotion," thus lying in between the Mercurial and Earthy mode, both of which derive from the first principle, comparable to the state of the "prima materia" in alchemy. The Earthy form is one of repression and unrealistic/unrealizable emotions.


The other two meta-structures are based on the principles of SOLVE ET COAGULA. The SOLVE principle (separation, repulsion, avoidance) includes the terms DEATH, HATE, FEAR, PAIN and DEPRESSION. The COAGULA principle (attraction, coming together) comprises the terms SEX, LOVE, DESIRE, PLEASURE and ELATION. The opposite pairs with


which we have already dealt may be assigned to the above-mentioned generic terms. Thus, for example, LOVE (COAGULA level) includes emotions like ATTACHMENT, PASSION and RAPTURE, whereas their opposites (LOATHING, AGGRESSION and ANGER) belong to the category of HATE (SOLVE level), etc. This may appear rather complicated, and it probably is.

Finally, I should mention that all these emotions and principles have their own sigils or glyphs. For example:

DEATH (generic term) = 

DESTRUCTION (noncategory/emotion) = 

SEX (generic term) = 

LUST (noncategory/emotion) = 

For further details, please refer to *Liber Null* itself.

The above notes should illustrate the structure of human emotions. Any number of other systems of order may be used and developed. For example, the four elements Earth, Water, Fire and Air may be employed as major categories, as well as the ten sephiroth, the 22 paths of the cabbalistic Tree of Life (an approach may be found in *Liber Null*, pp. 77 and 86), the 12 energy qualities of the zodiac, Timothy Leary's and Robert Anton Wilson's circuits, etc. Since human-

kind has been attempting for thousands of years to understand itself, its environment and life in general in structural terms (“God created the world according to measure and number”), it probably won’t be all that easy to find one’s own, truly original scheme of order which is entirely different from all former systems. At the same time, this gives us an insight into the basic structures of the human psyche, i.e., archetypal patterns which we should always implement in magic anyway. In other words, it does not really matter whether or not the pattern depends upon the structures of perception as influenced by the construction of the brain or hormones. What is important is the fact that we can find some of these patterns of order in all human beings and thus in every psyche. (Experts on ecclesiastical history will be pleased to remember in this context the good old nominalism squabbings of scholasticism; but then, it is a truism that our unresolved karma will always haunt us—even as a collective entity—to the umpteenth generation. . . .)

Let us take dualism, for example. Most people are familiar with polarized thinking and perception, independent of their cultural or civilizational background, of political, historical, economical or social factors, etc. Even the ontological monism of many religions and philosophical systems is a convention of revolt against this polar/dual view, thus defining itself by denying it. It is of no consequence at all that most systems (including the purely magical ones, not to mention those of mysticism) look for a synthesis and dissolution of the polarities. This quest for the Grail is essentially a proof for the existence of dualism, at least when viewed as an ontological problem.

Now we understand that the Alphabet of Desire has developed into a significant instrument of the dawning of consciousness merely by having been created. If you want to construct your own alphabet following the structuring method described above, you will have to figure out those elements which you want to include and which can personify the energies of your own *psyche*. Just listing them is not good enough, however. You will have to find a proper framework for them.

Let us start with a modest example. For reasons of simplicity, we will experiment with the four elements EARTH, WATER, FIRE and AIR. This is a system with which most magicians will be at least somewhat familiar. As a further framework we will choose DUALISM for the reasons mentioned. Looking for emotional and character qualities which form dualities, we assign them to the elements as follows (this, of course, is but one of many possible examples):

WATER



Love
Peaceableness
Need for Adaptation

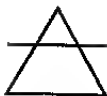
FIRE



Hate
Aggression
Will to Conquest

EARTH



Pain
Striving for Stability
Perseverance

AIR

Joy
Impulse for Change
Flexibility

Now I will discuss a sigil language, a canon of symbols, the particular use of which we will come to later. One possibility is to develop the chosen sigil, perhaps by applying the word method (whereby the chosen word itself serves as raw material) and combining it with the glyph of the major category. The four examples of Figure 23 clarify this process. You will observe that we are taking the basic symbol and combining it with the letters of the term.

Of course, these relationships are open to argument. For example, one could assign pain to the element of FIRE, which would imply a strong, nearly spastic feeling; pain within the element of EARTH would tend to be dull and lethargic, etc. One may also work with sub-elements such as EARTH OF WATER, AIR OF WATER, FIRE OF WATER, etc. Use your own intuition.

You may also utilize the pictorial method. LOVE, for example, might be  or  (symbols of “un-

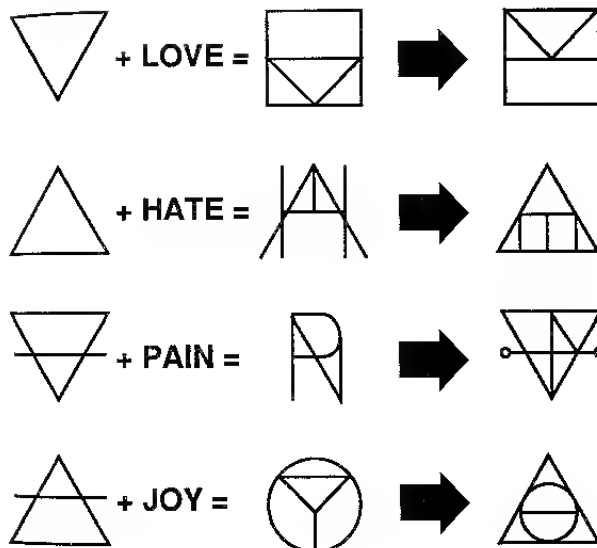






Figure 23

ion”), but these symbols might equally stand for SEX for the same reasons. This leads us a bit further into the area of philosophical and psychological cognition and evaluation. If, for example, you consider LOVE as an all-embracing principle (which need not necessarily be endorsed by everybody!), you could perhaps choose

this sigil: . HATE could then—for you—be its

negation (for example: ) or its dissolution: .

For you, JOY might be the bundling of energies into

ecstasy: , or else it could be the blowing up or

overcoming of fetters:  or .

You will note that the construction of your own Alphabet of Desire demands not only a lot of thinking and intuition but great effort and hard work as well.


Let us now discuss the advantages and the possible applications of this sigil language before we tackle the second construction method of such an alphabet.

First of all, dealing with the Alphabet of Desire trains symbolic thinking and perception. This is of special importance for ceremonial magic, but it also enhances any work with omens and symbolism in general. As is well known, the ceremonial magician operates with a great variety of symbols, glyphs and images (pentagram, hexagram, elemental weapons, figures of archangels, etc.), even if s/he may generally

prefer sigils like the ones here described. Moreover, symbol-logical thinking is of importance in any magician's work, regardless which system s/he uses.¹² By working with images instead of intellectual concepts (even if our glyphs might stand for these concepts), we activate our unconscious and the source of our personal Magis.

But the real value of the Alphabet of Desire lies in two different qualities of energy that exist while we are using it. Both can be explained only to a point in everyday language, which is why I must beg you to accept the following remarks as nothing more than a tentative approach towards something essentially ineffable.

To start with, we should keep in mind that repetition of certain techniques rarely fails to impress the unconscious, vide the effects of positive thinking, autosuggestion, autohypnosis and Mantra usage. Our mantric sigils work on the same principle. By the Alphabet of Desire, we create an arsenal of reusable sigils which are implanted anew and additionally with each operation. Spare, for example, developed the sigil for the introduction of will (“I desire” =

) , which he then combined with other parts of

his sentences of desire. This may suffice as an example of reusable sigils. Since we cannot deal with the whole of Spare's magical philosophy here, I don't want to go further into his numerous abstract sigils, which can only be understood in connection with his rather complex system (e.g., sigils for the “empirical Ego” or the “possessive Being”). However, it must be men-

tioned that there is far more to a symbolic language than a purely mechanical collation of nouns mounted in images. You will also need verbs like "doing," "healing," "destroying," etc., and conjunctions like "and," "therefore," "but," etc., will prove themselves very useful in practical work. As to these latter glyphs, spare employed sigils (or, rather, more accurately, parts of sigils) such as





(for plural forms), etc.


Let us assume that you want to perform a sigil operation with the following sentence of desire:


THIS MY WISH FOR B. TO OBTAIN HEALTH AND STRENGTH.


Let us further assume that for the particles of the sentence "This my wish," "Health," "Strength" and "to obtain" you have already developed finished sigils such as the following:

THIS MY WISH = 


HEALTH = 

STRENGTH = 

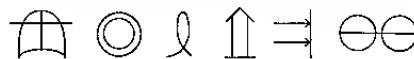
AND = 

FOR = 


All that remains now is an individual sigil for your patient B., which you might develop by employing the word method. Let us assume you have obtained

the following glyph: .

Now we have the whole image or glyphical text:



You may put a frame around it:



This would be the finished sigil or, more accurately, the sigil sentence. Activation/internalizing follows the usual method. Theoretically, the several parts of the sigil may be merged and simplified even more, but this effort would hardly be justified. A simple sigil developed with the word or pictorial method would work quite as easily without all this bother. The demand for the preferably most simple end sigil finds its limitations here.

Last, but not least, the Alphabet of Desire may be applied like all the other types of sigils discussed here, a point which pleases many a magician (dependent on temperament). Its possibilities are not exhausted in the slightest by this. In general, it can be said that the Alphabet of Desire should not so much serve concrete success magic but enhance experience (and creation) of oneself, of the internal universe and of its structure in images. Since the Alphabet of Desire will most likely consist of philosophical terms like "truth," "cognition," "karma," etc., with which the unconscious is less familiar because of their abstract quality, a repeated or multiple usage of the sigils of the alphabet will, as experience has shown, assure success more surely than when used with the more uncomplicated sigils discussed before.

Spare himself has made a point in his *Book of Pleasure* (p. 50, comment 3) that different methods of constructing sigils will activate different levels of the psyche. Unfortunately, he failed to enlarge on this any further. In practice, you will see that this is certainly the case in that different methods of constructing and charging sigils have a dissimilar feel to them, which means that they have different energy qualities. In my

opinion, it is as yet too early to develop hierarchical structure and graded models for the theory of sigils at this stage of exploration as long as there is not enough empirical material available covering, as it should, the experiences of a large variety of sigil magicians. Most likely, as with the structuring principles explained in this chapter, a far more personal, individual schema will be called for in this area. But only time will tell.

Let us now take a look at the association technique for constructing the Alphabet of Desire and its function as a mirror of the psyche.

The Alphabet of Desire as a Mirror of the Psyche

The technique of association is basically a mixture of *automatic writing*, *pictorial method* and *meditation/intuition*. From the very beginning we can do without a scheme of order like the one we have seen in the last section. Instead, we will proceed according to situation, meaning that we will develop our sigil alphabet as we go along, combining the process with a bare minimum of conscious construction. Of course, we will employ some rationale in places, but generally we will proceed "chaotically" (one could even say "organically") rather than utilizing ratiocination, let alone deliberation. Let us look at two examples.

1st Example

You want to succeed on an academic examination by magical means. Your sentence of desire could be formulated like this: "THIS MY WISH TO PASS

MY EXAMINATION WELL.” Because you are fond of experimenting, you decide to use the Alphabet of Desire and develop it with the association technique. You get into a state of *active meditation* where you “implant” your questions. Which questions? There will be several because you will need a series of different sigils: one for the segment “THIS MY WISH,” another one for “EXAMINATION,” one for “TO PASS,” and one for “WELL.” (In a symbolic language like this, usually you may abandon “MY” with impunity. Keep in mind that the language should always be kept as simple as possible anyway so as to enhance its symbolism and be nearer to its symbol-logic rationale.)

Now concentrate on the question of which sigil you should use in the future for the words “THIS MY WISH.” Keep your pen on the paper and close your eyes. (If you prefer, you may write the words in capital letters at the top of the paper.) Empty your mind, thus creating a state of non-thinking. (If you want to proceed precisely and carefully, you might as well construct a mantrical sigil for your question and take it into your state of heightened awareness, achieving the latter by prolonged chanting.) After a while, the pen in your hand will start moving, seemingly by itself. When the movement stops, return from your meditation trance and open your eyes. You may find nothing but a scribble since your unconscious has yet to get acquainted with this method of communication. Here again, the completion of the Alphabet of Desire requires a great deal of patience and effort. Repeat this procedure until you are satisfied with the result. You don’t have to scribble on the paper for

hours; a few minutes will do. You may also cut around parts of the “scribbling” and form a sigil as in Figure 24:





Figure 24

Admittedly, this sigil might not seem very simple, but you are free to experiment until you come across a more satisfying form. But do not, I repeat, do not try to control the process consciously!

Repeat this procedure with the other segments of the sentence. Let us assume that eventually you obtain the results of Figure 25.

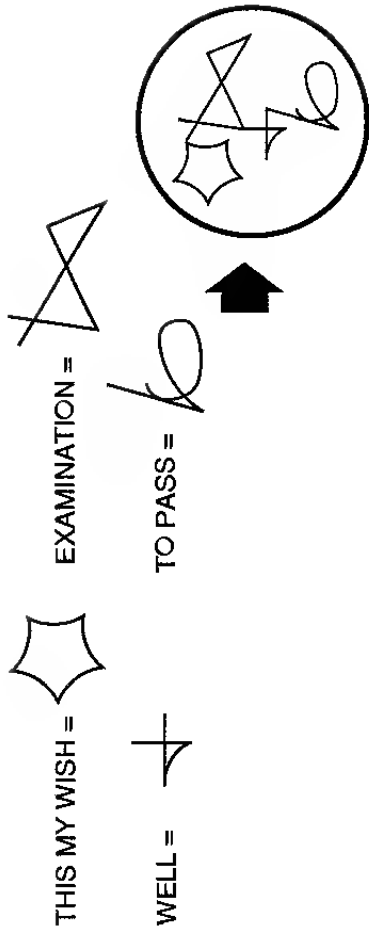


Figure 25

You probably have noticed that these examples bear a certain resemblance to signatures and glyphs known from medieval books of spells. Perhaps, then as today, people were fond of employing the technique of automatic writing for their construction.

You should keep the sigils obtained by this method in a special “dictionary” for later use.

2nd Example

Suppose that some time later you wish to get a proper job (perhaps for the time after your examination, which you have, of course, passed). However, you don’t want to specify the precise type and location (company, department, etc.) of your job in order to retain a certain element of choice. Thus, you may formulate:

THIS MY WISH TO GET A PROPER JOB.

The words “A” and “TO GET” are not really needed. Your experience with the Alphabet of Desire is beginning to pay off, for now you will need only two additional sigils, one for “JOB” and another for “PROPER,” the others having been construed already in your previous working.

By the same method as before, you may obtain the following sigil for “JOB”: ✠. (Since “well” and “proper” can mean the same thing, basically, you may again use the sigil from the last example: ✠.)

The material available for the construction of your sigil is shown in Figure 26.

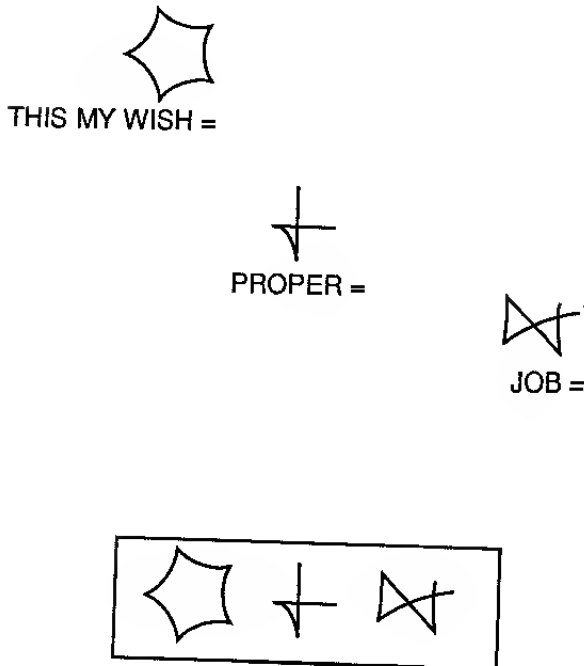


Figure 26

In time, you will spend less and less effort on constructing (or “receiving”) single sigils because your arsenal or sigil dictionary will grow larger and larger. This is one of the main advantages of this method, which also provides for regular and direct communication between consciousness and the unconscious. Unlike the structuring method explained earlier, you can do without schemes of order and can obtain sigils on an ad hoc basis, providing yourself with the possibility of using the list of your sigils as a mirror of the psyche even more effectively than the most carefully kept Magical Diary. Once you have marked several dozens or hundreds of sigils along with their respective meanings in your “dictionary,” you have also acquired a complete overview of your magical work to date. This might sound a bit trivial, but if you take a look at your list after three or four years of practice, working it through systematically, you will be surprised how much inside information it actually contains. This will beat many a meditation session!

You should also meditate frequently upon the following: do most of your sigils really correspond to what you want from life and magic? (Have a look at the frequency with which you use them by keeping a tally.) Do you notice any imbalance? Which terms/aims appear least frequently? What should, according to your personal philosophy, be emphasized, at least theoretically? What is missing? Which emotions have you avoided and why? Thus, you can kill two birds with one stone by combining pragmatic-empirical practice with individual ethics.

The Alphabet of Desire is at its best when it comes to usefulness and variety of applications, and not only, as already mentioned, in the areas of self-recognition, growing knowledge and self-analysis but also in working with what Spare tagged “Atavistic nostalgia.” The next chapter will be dedicated to this most fascinating aspect of sigil magic.

Chapter 7

Working with Atavistic Nostalgia

The term *Atavistic nostalgia* is another name for a principle which plays an important part in Spare’s system and which is sometimes also defined as *Atavistic resurgence*. We can take but a quick glance at it here, for otherwise we would be obliged to give a complete introduction into Spare’s entire system, which is not the purpose of this volume. Thus, we shall concentrate on the basic structures of Atavistic nostalgia and its possible applications in practical sigil magic.

The fundamental rationale of this practice is Darwin’s Theory of Evolution. I’m sure you are familiar with Darwin’s theory that man is but the momentary end-product of a long process of evolution that has been going on for millions of years and which has led from unicellular organisms and reptiles to mammals, including ourselves. Unlike popular “Vulgar Darwinism” (which was mainly monitored by the Church), Darwin did not so much claim that “man derives from monkey” but rather that we carry in us the entire heritage of *all* life forms and that we literally incor-

porate it. This “carrying in us” has been proved, for the most part, by modern genetics as well as by anthropology, physiology and other disciplines of human biology, although Darwin’s theories underwent tremendous transformations and challenges within the last 150 years.

For example, the human brain did not develop steadily and smoothly. Instead, it shows several added variations in the form of “accretions” in the course of evolution so that in fact we unite “various” brains in our skull. These derive in part from very early stages of evolution, e.g., the so-called “interbrain” (diencephalon), or “reptilian brain” or brainstem. Once again, it would lead us away from the matter at hand to discuss the pros and cons of Darwin’s theory or repeat all the objections which have been raised against Darwinism (e.g., by the partisans of the rival theory of Lamarck). In our context it is merely important to note that in Spare’s paradigm *our entire evolutionary history is still organically present in us*. In other words, it is not as if we were completely finished with our former evolutionary stages, as if we had totally overcome them and laid them aside. Quite the contrary, in fact. The information of these earlier stages of our development is stored in our genes up to the present day and, according to Spare and many other magicians, it may be revitalized and tapped. (The parallels to Carl G. Jung’s concept of the collective unconscious—at least in one of its possible interpretations—should be obvious.) This is exactly what happens with atavism, which in biology denotes a retrogression of sorts into earlier stages of evolution.

The term *nostalgia* calls for some clarification.

Spare uses the English word *nostalgia* (New Latin *nostalgia*), deriving from the Greek *notos* = “homecoming” and *algos* = “pain”; thus, “homesickness” is one of its meanings. It is also related to Old English *genesan* = “survive” and to old German *ginesan* of the same meaning; Gothic *ganisan* = “being saved (healed)” also reveals Spare’s frame of reference when using this term. He does not use the word so much in the sense of “longing for something (the source),” although this may be included as well, but rather employs it to signify an act of conscious revitalization of old, archaic structures of the consciousness.

Consequently, Spare tried to go back into early, pre-human stages of consciousness by activating *genetic* or *hereditary* memory. This, for him, was not an end in itself, for his basic premise was that our greatest magical power, probably even the source of magic itself, lies hidden in these early stages of evolution. This assumption is confirmed if we take a look at the practices of Siberian or South American shamans or various African fetish priests, e.g., work with power animals, animal clan totems, etc. Practice also confirms this over and over again. Only when the magical will (which Spare is fond of calling “belief”) has become “organic,” meaning unconscious and *carnal*, is it, according to Spare, most effective. The deeper we go into our magical trance, returning to earlier stages of consciousness, the easier it will be for us to partake of its magical power and, most important, to direct and use it.

Nevertheless, it must be mentioned here that such a procedure demands a great deal of magical experience and a strong psychic stability. And let us

not forget that with Atavistic nostalgia we enter pre-human stages of life, which, when brought to consciousness, may have catastrophic results. Thus, you might realize that not only your whole world view but all your usual ideas about morals and ethics might be drastically changed by Atavistic nostalgia. You might be completely overwhelmed by your animal-consciousness (for example, your “reptilian karma,” etc.) or even become obsessed, which could result in particularly unpleasant consequences in our bourgeois, conventional society. On the other hand, this entirely meets Sigmund Freud’s demand “Where Id was, Self shall become” and belongs, in Carl G. Jung’s terminology, to the challenge of the “shadow” and thus to individuation itself. But you should always realize that you are dealing with extremely hazardous powers, and if you have the slightest doubt whether you are ready for this, by all means keep away from it, unless you are keen to experience one hellish trip after the other.

Spare did not leave us any accurate directives on how to deal with Atavistic nostalgia, but his magical pictures and steles (to which he usually added handwritten explanations and reflections) give us some idea about his possible mode of approach. As is to be expected, he achieved these changes in consciousness by employing sigils.

There are several methods of Atavistic nostalgia. For example, we may shift our consciousness into that of different animals by constructing and activating proper sigils. Spare is fond of the term *karma* in this respect, but his karma differs somewhat from the usual meaning of the word. Karma in his terminology

means the “sum of all experiences.” Thus, we may, for example, create sigils from the following sentences of desire:

—I WANT TO EXPERIENCE THE KARMA OF A CAT.

—THIS MY WISH TO EXPERIENCE THE KARMA OF A REPTILE IN MY DREAMS.

—THIS MY WILL TO OBTAIN THE CONSCIOUSNESS OF A BIRD OF PREY.

—THIS MY DESIRE TO BECOME A UNICELLULAR ORGANISM IN MY DREAMS.

In regard to the first sentence of desire, Pete Carroll in *Liber Null & Psychonaut* mentions incredible results (p. 203.) It is advisable, especially in the beginning, to experience atavisms in states of dream only, until you have become more familiar with them. Only then should you experience atavisms in everyday life and, of course, in rituals. You could append the word “immediately” to the above sentences and then charge pentacles or steles with the help of the Alphabet of Desire for use in ritual for special workings (e.g., as “gateways” to an altered state of awareness). Again, this method calls for a lot of training and experience.

Another method consists of phrasing the sentence of desire less specifically but more comprehensively. This method should be understood as an augmentation to the aforementioned procedure and not as an alternative. Here again are some examples for

sentences of desire:

—THIS MY WISH TO EXPERIENCE MY ATAVISMS.

—THIS MY WISH TO EXPERIENCE THE STAGES BEFORE MY BIRTH.

—THIS MY WISH TO EXPERIENCE THE SOURCE OF MY LIFE.

—THIS MY WISH TO EXPERIENCE MY REPTILE INCARNATIONS IN RITUAL.

The key words “reptile incarnations” show that we are moving close to another technique of regression—reincarnation therapy. But the intention of the sigil magician is different insofar as s/he employs atavisms to charge sigils further or to start magical operations. For example, a talisman charged while one is in a “reptile consciousness” will work more powerfully than a talisman charged while in a state of normal magical trance. Of course, we must bear in mind that all of these atavistic states of consciousness have their own shortcomings and strong points. It would be downright foolish to demand highly intellectual work from a reptile with its small, barely developed brain. The incarnation of a bird won’t be suitable to give us a lot of knowledge about life underwater, and the karma of a fish is not responsible for problems of hunting in the steppes or buying a car (though it may be excellent for buying a submarine!). We have to learn to choose and to employ these specialists in the optimal manner.

Working with animals has a long magical tradition and most “primitive” peoples still do this. Even a “city magician” like Franz Bardon recommends it on the fourth level of the “magical mental training” in his book *Initiation into Hermetics*. Sujja Su’a’No-ta also covers it in the first part of her book *Element-Magie*. Remember the witches’ familiars to which such inordinate attention was given in the time of the Inquisition. Modern technology has largely succeeded in subduing the animal aspects in our lives. Thus, this magical art has nearly disappeared in our culture. On the other hand, we can, with its help, create a good counterbalance to the modern tendency of overemphasizing artificiality and technology.

It will usually take years and decades of practice until you are ready to work with Atavistic nostalgia in a predictable and reliable way. As a species, we had to struggle much too hard for evolution, so our consciousness and our censor will not stand by unflinchingly and watch as we scratch off our civilizing varnish, risking the possibility of destroying everything again. One reason why true mastership in this practice can only be achieved after many years lies in the fact that during this period a stabilization of the whole psyche has to be achieved. If not, our brain could never handle experiences which are dead, similar to Lovecraftian tales. Furthermore, if we endorse the evolutionary model, a new step in evolution must always be guaranteed or our own genetic alarm mechanisms would destroy the whole system of our organism. Finally, in evolutionary terms we are little

more but parts of a general organism which cannot afford to allow uncontrolled regressions to a larger extent. Therefore, we will have to “offer” something to this general organism (when seen as a personification) for its collective development. Only then will we be able to use its huge power resources.

Despite all the dangers which are entangled with the use of specific or less specific animated atavisms, a small number of magicians will always consider this to be the crown of their art and one of their highest aspirations. Today is the product of Yesterday, and if we are inclined to take the gnostic questions “Who am I?” “Where do I come from?” and “Where do I go to?” seriously, we cannot afford to do without the sheer unlimited knowledge to be gained from this practice. Atavism leads us back to the source of all life, regardless of whether we call it the Big Bang, God, Ain, Bythos, Chaos, or whatever we like. In this respect, the magic of the “re-animated atavisms” also represents a mystical and philosophical method, a method which chooses the path “directly through the flesh” instead of, as is regular Western practice, employing the spirit only, without appreciating the vessel which enables its existence in the first place. To complete the picture, it must be mentioned that sigil magic is not the only magical way. Thus, the “path of carnal memory” may easily be combined with purely mental and mystical paths, if this is preferred.

Atavistic nostalgia offers us a variety of aspects which have yet to be explored. Here we find virgin land which has been waiting for millions of years to be discovered and charted!

Finally, I would like to mention that present ex-

perience has shown that sigils created with the pictorial method as well as the Alphabet of Desire do better in Atavistic nostalgia than other glyphs. The reason for this might be that these methods are somewhat more “pristine” (at least they appear to be so to us), but, of course, this may only correspond to subjective structures. Nevertheless, I urgently advise experimenting with the Alphabet of Desire in this field because here its abilities can be developed to the fullest and because its energy seems to be best adapted to this line of magic. Working with a structured alphabet provides us with the additional advantage that our experience may gain more stability and, in some cases, more substantiality. On the other hand, an associatively constructed alphabet often provides us with very powerful, instantly successful, sigils because its glyphs pop up even more “directly” from the unconscious and the hereditary memory than those of other techniques with the possible exception of the pictorial method.

It’s also true that these two different methods of constructing the alphabet may be combined with one another. Thus, we might, for example, (as did Spare) construct 22 basic glyphs (being the generic or basic terms) and then add any number of merely functional glyphs using the method of automatic association. There are no limits whatsoever to one’s own desire for experimentation. Remember, who dares, wins.

Chapter 8

But How Does It Work?

You may have noticed that in previous explanations I frequently referred to the “unconscious” into which sigils are “implanted,” after which they start working like good fairies. The unconscious makes sure that sigils “will flesh” (to use Spare’s own term). Regarding this “incarnation,” we must never forget that the sigils themselves play nothing but a secondary part in the overall process of magic. Spare even goes so far as to state that each evolutionary step has been an unconscious, literally “corporeal” act of will. Thus, for example, animals only started to develop wings when their desire to fly had become “organic.” This may seem a weird proposition, but basically it is nothing but a rephrasing of the old theory that all creation is based on an act of will of the godhead or of Chaos, or incarnated Will. The sigil is the “flesh” of the magician’s will, so its successes are “incarnations” of the glyph itself.

If we really want to explain why sigils start to work, we would have to explain magic as a whole,

but, unfortunately, a lot of it is at sixes and sevens. It's not as if there were no explanatory models; indeed, they seem to come cheaper by the dozen. But they are nothing but just that—models which do not really prove anything; in the best cases, they only illustrate the process. Back in the earliest days of psychology (which is still struggling for acknowledgment as a "science") there existed a model of explanation for the human soul which has its shortcomings but still serves us rather well. I am referring to the model of the *consciousness*, the *ensor* and the *unconscious*. Furthermore, there is the *Id*, the *Self* and the *Superego*. Some writers differentiate even more accurately between the *unconscious* and the *subconscious*, etc., but the model *consciousness/unconsciousness/ensor* has become established nearly everywhere. But this, as said before, is only a model and not a scientifically objectified fact in the sense of physics or any other "exact" science. Neither Freud nor Jung went so far—as many modern occultists tend to do—to confuse an explanatory model with a law of nature.

Certainly, Spare may be accused of having stuck too closely to what was in those days (1909-1913, when the *Book of Pleasure* was written) Freud's brand-new psychoanalytic model. If we read Spare's attempts at an explanation, we get the impression of a near fanatic hostility against the consciousness. In his opinion, only the unconscious possesses magical abilities and powers. This is the reason why he stresses so strongly the necessity of forgetting sigils. The consciousness is considered a continuously lurking enemy which has to be parried all the time.

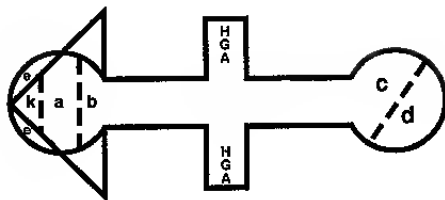
This may have been justified in Spare's days, and

maybe it still is. Many a sigil magician has come to the conclusion that it is best to construct a multitude of sigils, let them lie around for weeks or months, and activate/internalize them only when the contents (and the purpose for which they have been constructed) have been completely forgotten. This technique seems to be reasonable, but then, of course, it is suited only for long-term operations. Nevertheless, it cannot be denied that sigils are more effective in relation to how completely they have been obliterated from consciousness.

Ray Sherwin has presented an explanatory model which is quite enticing.¹³

To explain the illustration it should be mentioned that Sherwin considers the Holy Guardian Angel (cf. the Abramelin system) as being the psychic censor (a somewhat unconventional interpretation which has its source in Chaos Magic). The term *Kia* is taken from Spare's system and is explained by Sherwin's description of point *k*.

Now, a and b join to construct the sigil, which then has to be implanted in d. If d refuses to accept the sigil, it is probably because it does not understand it. The reason may be that it is either too complicated or that a and b use symbols, pictographs and ideograms which are not compatible with those of d. Sherwin points out that, according to Aleister Crowley, only a magician who is capable of direct communication with the HGA will achieve a direct connection to the unconscious. The altered state of awareness, *c*, marks the point of intersection between a, b and d. It may switch off the censor completely and thereby provide direct contact between these areas of the psyche.

Sherwin's Model

a = Ego, Will, Belief

b = Awareness, Perception

Consciousness: Individuality, Awakeness

HGA = The Holy Guardian Angel = Censorship Mechanism

Reactive Mechanisms

c = Altered Consciousness, "liminal state of consciousness"

d = Sub/Unconsciousness, Sleep, True Will

e = Macrocosm, Chaos

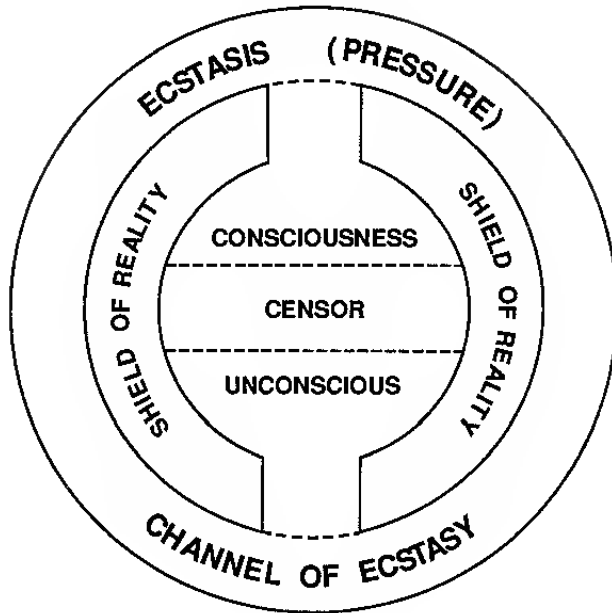
k = Kia, Soul, Individuality without Ego

To begin with, this model suffers, like most models do, from being overly one-sided. It pretends that the barrier of the censor is absolute, a "semi-permeable" membrane or filter which permits movement in one direction only (from *d* to *a/b*) while blocking everything in the opposite direction. This is certainly an exaggeration because within this model we could not explain why conscious perceptions may be stored in the unconscious (a fact which our dreams prove all the time with their digestion of the day's unresolved events; the same can be said for our memory and our programmed emotions, etc.). Furthermore, it does not take into account that the unconscious is engaged all the time and in all human acts, even when consciously constructing a sigil. After all, it is the only part of our psyche which is active 24 hours a day (as opposed to consciousness which needs its daily breaks), encompassing the stage of the consciousness.

Next, I would like to introduce two more models of my own, which also have shortcomings, but might help to illustrate the whole procedure.

Even though the threshold of the censor in Model A is seen as (if only slightly) more permeable than in Sherwin's model, there is usually no (or just a minor) direct contact between consciousness and unconsciousness. (Imagine it to be like a sieve, where only the smallest particles can slip through the holes.) The channel of ecstasy goes around the filter of the censor, and the pressure of ecstasy (meaning magical trance) gets rid of the membranes at the mouths of consciousness as well as of unconsciousness for a limited period of time. Thus, it creates the possibility for an exchange

Model A



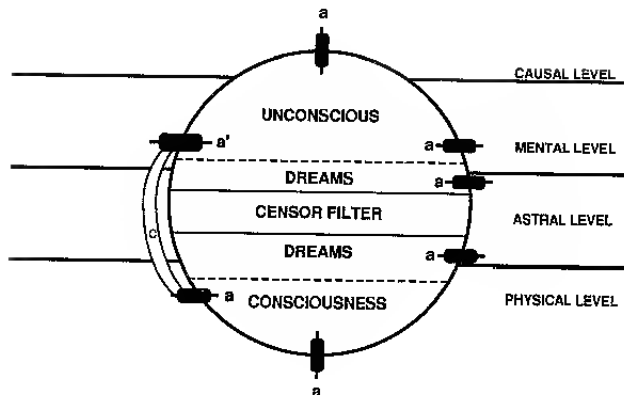
“on a large scale” whereby the shield of reality, i.e., the limited area of perception and evaluation which are required for normal everyday reality, is bypassed and sometimes even undermined. This model is purely inner-psyche and does not explain why altered states of consciousness or whatever type of communication between consciousness and unconsciousness (read MAGIC) may have an effect on the material plane.

Such models are also termed psychologicistic. I have followed them in this study for convenience and accessibility, not because of any particular belief that magic can only be explained in psychological terms.

Finally, I present another model, which has been adapted from Theosophy (and is still widely appreciated in magic) and is oriented to the sphere structure while also integrating the psychological pattern.

Levels, which have formerly been seen as hierarchically stratified, are now understood as “states of oscillation” overlying one another which, of course, cannot be illustrated in a two-dimensional drawing. The probes *a* are inlet ventiles which work in both directions. Point *a'* is a double probe through which not only the direct, censor-independent contact between consciousness and unconsciousness is controlled but through which the consciousness also gets in direct contact with the mental sphere (while avoiding the censor-filter and the astral plane). Channel *c* is only permissible in a state of “altered awareness.” The two “dream levels” of the consciousness and the unconsciousness have direct access to the astral level. (Lucid dreaming would imply an intersection point with the mental level, which is very rare.) To be effective, sigilization should take place in *c* (the altered state of consciousness). Be aware that the consciousness does not have direct access to the causal plane and the unconsciousness has only got indirect access to the physical level via the causal plane. According to the Theosophical model, the causal plane presides over all the other levels and controls them. On the causal level, the causes are planted by magical means, which often manifest themselves on the physical level

Model B



a = “ventile” or “probe”

a' = “double ventile” or “probe”

c = channel of communication/altered state of awareness

as “unexplained miracles,” “strange coincidences,” etc.—everything we understand as magic.

Eventually, such models do not have any real value of cognition; all we are doing is trying to explain the unknown (in this case, the way in which magic works) by the suspected (here, the structure of the psyche), achieving, however, little more but illustrations. Nevertheless, such illustrations are quite useful to satisfy our reason and to soften the censor, which in one way or the other truly seems to exist. (One could also term it the “unknown barrier” that makes it difficult for us to seize and manipulate the magical universe.) Of course, we may quite consciously rape our own reason to achieve a gnostic trance. This, for example, is practiced by the order of the Jesuits with its magical technique of the “*credo quia absurdum est*” (“I believe in it because it is absurd”), as does Rinzai Zen with its koans, but in doing so we are already returning to the field of procedural techniques, leaving the area of rational cognition.

If you find it fun to do so, you might develop your own models of explaining magic. This would have the advantage of establishing a stronger commitment to magic in your consciousness and unconscious (to remain persistently within psychologism), thus making it easier for magic to be integrated in everyday life. But don't forget that this is nothing but an—admittedly quite amusing—way of fiddling around.

You may perhaps be a bit disappointed now if you had expected to find the final explanation for magic, life, the universe and everything in this chapter. In that case, try to get over it with one of Crowley's

favorite aphorisms: “He who knows the HOW does not care about the WHY.” You can achieve certainty over the HOW mainly through practice—and practice is much more productive anyway than vague speculations of dubious value.

Chapter 9

Constructing Sigils With Planetary Cameas

Magical squares, or cameas, are often used as a basis for the construction of individual sigils. In fact, the traditional sigils for planetary spirits and demons have been cabbalistically construed with the help of these cameas. Since this technique belongs to yet another important branch of sigil magic and is relatively unknown, it shall be covered here.

The following explanations are based on Israel Regardie’s excellent book *How to Make and Use Talismans*, which contains a very clear summary, though the author refers to the older material of the Golden Dawn and other writers have explained the system elsewhere.¹⁴ To be able to use these systems, however, you need a sound basic knowledge of cabbalism and planetary magic. Unfortunately, these cannot be taught here and would lead away from our main topic. Readers who are quite unfamiliar with these disciplines should refer to the relevant literature listed in the bibliography.

The basis of this method of constructing sigils is

the *Aiq Bekr*, also labeled the “Kabbalah of the Nine Chambers.” Each letter of the Hebrew alphabet is equivalent to a numerical value. The alphabet with its assigned numerical values is as follows:

א	A	1	א	Aleph
ב	B, V	2	ב	Beth
ג	G, Gh	3	ג	Gimel
ד	D, Dh	4	ד	Daleth
ה	H	5	ה	He
ו	O, U, V	6	ו	Vau
ז	Z	7	ז	Zayin
ח	Ch	8	ח	Cheth
ט	T	9	ט	Teth
י	L, Y	10	י	Yod
כ	K, Kh	20,500	כ	Kaph
ל	L	30	ל	Lamed
מ	M	40,600	מ	Mem
נ	N	50,700	נ	Nun
ס	S	60	ס	Samekh
ע	Aa, Ngh	70	ע	Ayin
פ	P, Ph	80,800	פ	Pe
צ	Tz	90,900	צ	Tzaddi
ק	Q	100	ק	Qoph
ר	R	200	ר	Resh
ש	S, Sh	300	ש	Shin
ת	T, Th	400	ת	Tau

These letters are arranged in nine “chambers” according to their decimal values:

Shin ש 300	Lamed ל 30	Gimel ג 3	Resh ר 200	Kaph כ 20	Beth ב 2	Qoph ק 100	Yod י 10	Aleph א 1
Final Mem מ 600	Samekh ס 60	Vau ו 6	Final Kaph כ 500	Nun נ 50	Heh ה 5	Tau ת 400	Mem מ 40	Daleth ד 4
Final Tzaddi צ 900	Tzaddi צ 90	Teth ט 9	Final Peh פ 800	Peh פ 80	Cheth ח 8	Final Nun נ 700	Ayin ע 70	Zain ז 7

Depending on the appropriate magical camea, sometimes it is necessary to reduce a numerical value so that the pertinent number in the camea can be touched when drawing the sigil. For example, look at the demon Bartzabel of the Mars sphere, following Regardie (p. 15). In Hebrew this name is written (from right to left):

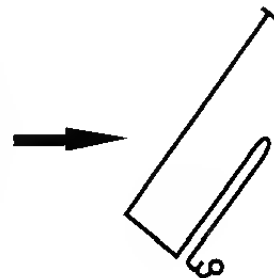
Lamed Aleph Beth Tzaddi Resh Beth
30 1 2 90 200 2

The magical camea of Mars follows, one version in numbers, the other in Hebrew letters:

11	24	7	20	3
4	12	25	8	16
17	5	13	21	9
10	18	1	14	22
23	6	19	2	15

מ	ט	ו	ט	ג
ר	י	ה	ה	י
ז	ה	י	ז	ב
ו	ה	ז	ו	ט
ט	ו	ז	ט	י

11	24	7	20	3
4	12	25	8	16
17	5	13	21	9
10	18	1	14	22
23	6	19	2	15



You will note that the numbers 200, 90 and 30 do not appear in the magical square; deleting the zeros in our demon's name gives us 2, 9 and 3. Thus, we get the following order of numbers (again from right to left): 3/1/2/9/2/2.

Usually the sigil begins with a curlicue and ends with a stroke. If any one number is covered twice, two arcs are drawn. Let's have a look at this sigil in its camea in Figure 27.

In this example, the traditional sigils really have been constructed consciously.

To complete the picture, the following pages consist of the magical cameas of the planets together with the sigils of their intelligences and demons, as well as the planetary seals, which have been developed with a very similar but slightly different method.

Figure 27

Beside each numbered camea you will find a square containing the Hebrew letters according to their numerical values, which may save you a lot of trouble constructing your sigils in the Hermetic tradition. The illustrations are taken from Agrippa's classic work *De Occulta Philosophia* (2nd vol., 1533).

The rule of marking the beginning and the end of a planetary sigil, namely to start with a curlicue and to end with a stroke, has not been followed throughout. This may be due to Agrippa's intention of preventing any possible abuse. By marking the beginning and the end of such a sigil we have all the directional information necessary to draw it in evocation (with the exception of the composed sigils). I have deliberately not "corrected" the sigils because I wanted to present the traditional form without any changes of my own. Furthermore, these corrections might confuse those readers unfamiliar with the subject if they suddenly come across different versions of one and the same sigil in other traditional books. For practice, however, I advise you to redraw the sigils and correct them where necessary.


*THE MAGICAL CAMEAS OF THE PLANETS ("TABLES")
AND THE SEALS AND SIGILS OF THE
PLANETARY POWERS, INTELLIGENCES AND DEMONS.*

(following Agrippa of Nettesheim, *De Occulta Philosophia*, Vol. 2, 1533)

Table of Saturn

Numbers			Hebrew Letters		
4	9	2	ד	ט	ב
3	5	7	ג	ה	ז
8	1	6	ח	א	ו

Seals or Characters



Divine Names in accord with the numbers of Saturn

Numbers	Divine Names	in Hebrew
3.	Ab	אב
9.	Hod	הד
15.	Yah	יה
15.	Hod	הוד
45.	Ext. Tetragrammaton	יודיהאואהא
45.	Agiel, Intelligence of Saturn	אניאל
45.	Zazel, Demon of Saturn	זאזל

Table of Jupiter

Numbers

4	14	15	1
9	7	6	12
5	11	10	8
16	2	3	13

Hebrew Letters

ך	יך	יה	א
ט	ן	ו	יט
ה	א	י	ה
יז	ט	ג	יג

Table of Mars

Numbers

11	24	7	20	3
4	12	25	8	16
17	5	13	21	9
10	18	1	14	22
23	6	19	2	15

Hebrew Letters

א	כ	ן	ט	ג
ך	יט	כה	ה	ז
יז	ה	יג	כא	ט
י	יה	א	יך	טט
כג	ו	יט	ט	יה

Seals or Characters

of Jupiter



his Intelligence

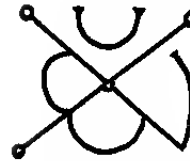


his Demon



Seals or Characters

of Mars



his Intelligence



his Demon



Divine Names in accord with the numbers of Mars

Divine Names in accord with the numbers of Jupiter

Numbers	Divine Names	in Hebrew
4.	Abba	אבא
16.		יה
16.		אהי
34.	Ei Ab	אל אב
136.	Iophiel, Intelligence of Jupiter	יהופאל
136.	Hismael, Demon of Jupiter	חסמאל

Numbers	Divine Names	in Hebrew
5.	He, Letter of the holy name	ה
25.		יהי
65.	Adonai	אדני
325.	Graphiel, Intelligence of Mars	גראפאל
325.	Bartzabel, Demon of Mars	ברצאבאל

Table of the Sun

Numbers

6	32	3	34	35	1
7	11	27	28	8	30
19	14	16	15	23	24
18	20	22	21	17	13
25	29	10	9	26	12
36	5	33	4	2	31

Hebrew Letters

ו	לכ	ג	לד	לה	א
ן	יא	כנ	כה	ח	ל
יס	יד	יו	יה	כג	כר
יה	כ	ככ	סא	ין	יג
כה	כס	י	ס	כו	יכ
לו	ה	לג	ד	ב	לא

Table of Venus

Numbers

22	47	16	41	10	35	4
5	23	48	17	42	11	29
30	6	24	49	18	36	12
13	31	7	25	43	19	37
38	14	32	1	26	44	20
21	39	8	33	2	27	45
46	15	40	9	34	3	28

Hebrew Letters

ככ	מן	יי	פא	י	לה	ר
ה	כג	פח	ין	מב	יא	כס
ל	ו	כד	ממ	יה	לו	יכ
יג	לא	ן	כה	פג	ין	לן
לה	יד	לכ	א	כו	מר	כ
כא	לפ	ח	לג	כ	כנ	סח
מן	יה	ס	ס	רר	ג	בח


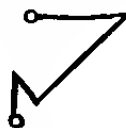
Seals or Characters

Seals or Characters

of the Sun

his Intelligence

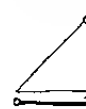
his Demons



of Venus

her Intelligence

her Demons



Divine Names in accord with the numbers of the Sun

Divine Names in accord with the numbers of Venus

Numbers Divine Names in Hebrew

- 6. **Vau, Letter of the holy name**
- 6. **Prolonged He, Letter of the holy name** הוּא
- 36. **Eloh** אלה
- 111. **Nakhiel, Intelligence of the Sun** נכיאל
- 666. **Sorath, Demon of the Sun** סורח

Numbers Divine Names in Hebrew

- 7. **Aha** אהא
- 49. **Hagiel, Intelligence of Venus** הגיאל
- 175. **Kedemel, Demon of Venus** קדמאל
- 1232. **Beni Seraphim, Intelligence of Venus** בנישרפים

Table of Mercury

Numbers

8	58	59	5	4	62	63	1
49	15	14	52	53	11	10	56
41	23	22	44	45	19	18	48
32	34	35	29	28	38	39	25
40	26	27	37	36	30	31	33
17	47	46	20	21	43	42	24
9	55	54	12	13	51	50	16
64	2	3	61	60	6	7	57

Hebrew Letters

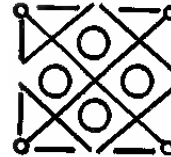
ח	נה	נט	ה	ד	טכ	טג	א
טט	יה	יד	ננ	נג	יא	י	נו
טא	נג	ככ	מד	טת	יט	ית	טח
לכ	לד	לח	כט	טח	לח	לט	כת
ט	כו	כז	לז	לו	ל	לא	לג
יז	טז	טז	נ	טז	טג	טכ	טד
ט	נה	נד	יט	יג	נא	נ	יו
טד	כ	ג	טא	ט	ו	ז	נג

Seals or Characters

of Mercury

his Intelligence

his Demons



Divine Names in accord with the numbers of Mercury

Numbers	Divine Names	in Hebrew
8.	Asboga, prolonged number eight	אטבוגה
64.	Din	דין
64.	Dani	דני
260.	Tiriël, Intelligence of Mercury	טיריאל
2080.	Taphthartharath, Demon of Mercury	תפתרתרת

Table of the Moon

Numbers


37	78	29	70	21	62	13	54	5
6	38	79	30	71	22	63	14	46
47	7	39	80	31	72	23	55	15
16	48	8	40	81	32	64	24	56
57	17	49	9	41	73	33	65	25
26	58	18	50	1	42	74	34	66
67	27	59	10	51	2	43	75	35
36	68	19	60	11	52	3	44	76
77	28	69	20	61	12	53	4	45

Hebrew Letters

לן	עה	כס	ע	כא	מב	יג	נד	ה
ו	לח	עס	ל	עא	כב	סג	יד	סו
מן	ן	לש	ס	לא	עב	כג	נה	יה
יו	סה	ה	ס	פא	לב	סד	טז	נו
גן	ין	מט	ט	פא	עג	לג	סה	כה
כו	נה	יה	ג	א	טב	ער	לד	סו
סן	כג	גס	י	נא	ב	מג	עה	לה
לו	סה	יט	ס	יא	נב	ג	טר	עו
מן	כה	סס	כ	סא	יג	נג	ד	מה

Seals or Characters

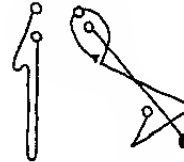
of the Moon



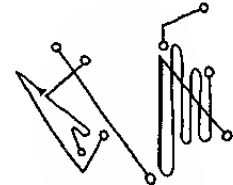
her Demons



her Supreme Demon



her Supreme Intelligence



Divine Names in accord with the numbers of the Moon

Numbers	Divine Names	in Hebrew
9.	Hod	הד
81.	Elim	אלים
369.	Chasmodai, Demon of the Moon	חשמודאי
3321.	Shed Barshemath Sharthathan, Supreme Demon of the Moon	שרברשהמתשרחתן
3321.	Malka be-Tarshishim ad be-Ruah Shehaqim, Supreme Intelligence of the Moon	מלכתארשישים עדברוחשחקים

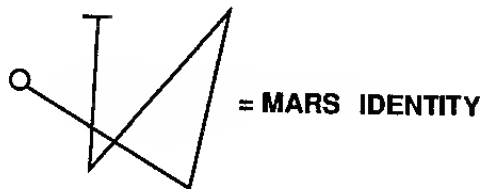
Individual sigils (for example, your first name) may be formed by using the same system. To do so, the name has to be transferred into Hebrew, which, of course, demands some previous experience. Once you have defined the numerical value of the name, the sigil is made by going over the chosen planetary camea. Obviously, the same name will have a completely different design in the seven different cameas.

Now if we, for example, assign the purpose of a special sigil operation to a specific planetary sphere, we can, with this method of construction, *assume the identity of the chosen sphere*. Let us take a magician whose magical name is MERLIN. In Hebrew, this would be written in the following manner (from right to left):

(Final-)

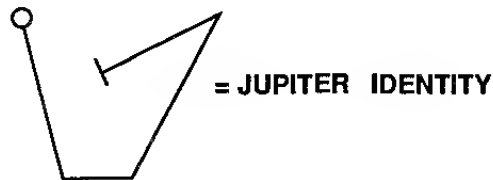
NUN	YOD	LAMED	RESH	MEM
700	10	30	200	40

He now wants to perform some aggressive operation, e.g., a magical attack. Thus, he will choose the camea of the Mars sphere as his basic matrix. This results (after the proper reduction of the numbers) in:



He might also use this sigil in combination with the Alphabet of Desire for his operation, or he might integrate it into a word or pictorial sigil, etc.

If, however, he wanted to be successful in a lawsuit, he would choose the Jupiter sphere and get the following sigil on the camea of Jupiter:



It is always the same name, but *with* and in a different planetary vibration. By the same method we may transfer reduced sentences of desire, words of power, etc., to the planetary system and sigilize them with the help of the cameas. If you already have some experience with planetary magic, you will immediately recognize the vast possibilities of this procedure.

Conclusion

I hope that I have provided you with ample practical hints in this brief introduction so that you can explore on your own the vast, fascinating area of sigil magic. Don't start off in a dogmatic spirit, though. Dare to experiment, make changes where you feel they may be necessary, and always aspire to develop your own techniques and methods. Sigil magic lives by the individuality of the magician; generally, people who stick to every letter of laws or rules make very little progress. Even though one of its major strong points lies in the field of success magic, sigil magic serves the individual's spiritual development as well. It can open completely new universes to us—an unlimited number of universes of experience—and eventually it will lead us back to the sources of magical power itself.

SALVE ATQUE VALE!

UBIQUE DAEMON .∴ UBIQUE DEUS .∴

Glossary

A. A. A.—*Astrum Argentum* or Silver Star. A magical group founded by Aleister Crowley based on the teachings of the Hermetic Order of the Golden Dawn.

Abramelin system—A potent cabbalistic system of magic. It involves six months in prayer, following which you achieve “the Knowledge and Conversation of Your Holy Guardian Angel.” This angel provides information on how to control demons so that they will bring you whatever you desire.

Agrippa—Henry Cornelius Theophrastus Bombastus Agrippa von Nettesheim (1486-1535) was a famous alchemist, astrologer and magician. His *Three Books of Occult Philosophy* or *Magic* is considered to be a classic work.

Aiwass-revelation—In 1904, Aleister Crowley “received” *The Book of the Law*, a revelation from an entity referring to itself as Aiwass. The three short chapters in the book describe the end of the current aeon and the beginning and methods of the New Aeon.

Aleister Crowley—Born Edward Alexander Crowley (1875-1947), he is one of the most important and

controversial magical writers and practitioners. He became a member of the Hermetic Order of the Golden Dawn but later left the order to found his own group, the A. A. . . Later he joined the O.T.O. and became its head. A prolific writer, his magical system combined Western Cabbalistic magic with Eastern Tantrism, Taoism, Buddhism and Yoga.

Chaos magic—Of recent origin, this system of magic focuses on personal symbolism rather than a traditional system. Experimental and free form, chaos is the field of potential from which we can tap magical forces.

Dogmatic magic—This type of magic forces a practitioner to use symbols and systems that may or may not be part of the magician's reality.

Fraternitas Saturni—The Brotherhood of Saturn is a German magical Order. Highly secretive, some of their teachings are just coming to light.

Hermetic Order of the Golden Dawn—This group began operation in 1888 and fell victim to schism and strife in 1900. Its importance is in its unique combining of numerous magical systems into a coherent whole. Its membership included William Butler Yeats, Arthur Machen, Sax Rohmer, MacGregor Mathers, Dion Fortune, Aleister Crowley, Israel Regardie, A.E. Waite and numerous others.

IOT (The Magical Pact of the Illuminates of Thanateros)—The Pact is a loose conglomeration of groups

and individuals practicing Chaos magic.

Koans—A Buddhist method for meditation, it involves giving the meditator an idea with no simple answer on which to contemplate. The most famous is "What is the sound of one hand clapping?"

Lao-Tse—Founder of Taoism.

Master Therion—A name used by Aleister Crowley under which he wrote several of his most important books, including *Magic in Theory and Practice*.

Mathers—Samuel Liddell MacGregor Mathers (1854-1918) was one of the founders of the Hermetic Order of the Golden Dawn and eventually became its sole leader. Through him came many of the unique and impressive rituals and magical techniques. The books he translated and edited on magic, including *The Sacred Magic of Abramelin the Mage*, *The Greater Key of Solomon* and *The Kabbalah Unveiled*, have helped many to become magicians. His autocratic nature led to schisms in The Golden Dawn, and he eventually had magical wars with Aleister Crowley. He died in the influenza epidemic that rocked the world after World War I.

Nominalism—The philosophical belief that abstractions, generalities or universals have no objective reality, existing only as names.

O.T.O. (Ordo Templi Orientis; Order of Eastern Templars)—Founded in the late 1800s, it claimed to

be associated with the Knights Templar and combined some fringe masonic traditions along with sex magic. Aleister Crowley became a member and later head of the order. He revamped it to match his magical ideas known as the Thelemic current. Numerous groups calling themselves O.T.O. have sprung up in recent years.

Ten Sephiroth—In Cabbalism (and Neo-Platonism), the universe is seen as being created through a series of emanations from the Godhead. In the Cabalah these are known as the Ten Sephiroth and form a pattern called the Tree of Life. It is used by magicians for personal development, a key to astral travel, and a way to make correspondences for magic.

Thelemic concept—The system of magic propounded and advanced by Aleister Crowley.

Timothy Leary's and Robert Anton Wilson's circuits—Just as we have evolved, so has the “circuitry of our brains.” We have eight circuits, and each can be opened by various means. Reaching a higher level allows a person greater personal and magical power, as well as greater awareness of the universe.

Wicca—An Old English word meaning “wise.” Originally pronounced “Wee-Cha,” it is the source for the more common word *witch*. Many Witches prefer the term Wicca as it does not have all of the negative connotations that many hundreds of years of defamation have placed on the word “witch.”

Comments

1. One has only to think of the unfortunate development which occurred to a name like *Astarte* (Ishtar) in the course of centuries—an erstwhile Chaldean Moon Goddess developed in the Middle Ages via the addition of the plural ending “oth” into a male(!) demon with the name *Astaroth*. Today’s evocatory magicians might be in for quite a surprise or two, if, for example, a supposedly male demon like Kedemel from the Venusian sphere suddenly appears before them as a female entity! (Quite obvious, actually, but who would have thought of it beforehand?)
2. Ray Sherwin, writing as a former member of the IOT on a similar connection in his excellent *Theatre of Magic* (Leeds: The Sorcerer’s Apprentice Press), introduces the term “Liminal Gnosis.”
3. Compare the section “The Physiological Gnosis” and the subsequent explanations in *Liber Null* (York Beach, ME: Samuel Weiser, Inc., 1987), p. 33ff.
4. Kenneth Grant, *Images and Oracles of Austin Osman Spare* (York Beach, ME: Samuel Weiser, Inc., 1975).
5. Incidentally, this difficulty can even be used constructively should you encounter problems with visualizing or imagining objects or persons. For example,

if you don't succeed in seeing a giraffe with closed eyes, try very intensely *not* to see one. Sometimes the spell is immediately broken by this simple trick.

6. Ray Sherwin, *The Book of Results* (Leeds: The Sorcerer's Apprentice Press), p. 34.

7. I should perhaps briefly point out that virgin parchment is not, as many people still seem wont to believe, tanned from the hymens of desperately destitute virgins! Instead, the skin of unborn calves is used for its manufacture. Since it is financially unprofitable to slaughter the mother cow or to induce an artificial abortion for obtaining it, only animals which have died in an accident, had to be put to sleep, or died a natural death can be exploited. This is why the most time-honored commodity of all Western magic is so rare. It is, therefore, very difficult to procure, especially since veterinary regulations in most countries pose an additional obstacle for its production. Its chief commercial source of supply is the London parchment exchange. In extremely paper-thin form it is also utilized as "goldbeater's skin."

8. Kenneth Grant, *Images and Oracles of Austin Osman Spare*, p. 59ff.

9. Marcus M. Jungkurth, *Zos Kia* (Berlin: Stein der Weisen, 1983), pp. 256-264.

10. Cf. Sujja Su'a'No-ta "Die Sprache des Unbewußten, Anleitung zur Erarbeitung einer individuellen Ritual-

sprache" in *Unicorn*, III/82, pp. 137-141.

11. For example, refer to Sujja Su'a'No-ta's *Element-Magic* (Bad Honnef: Edition Magus, 1983), pp. 51-56.

12. Cf. my article "Mythen in Tüten. Vom magischen Umgang mit Analogien" in *Unicorn*, XI/84, pp. 221-229.

13. Ray Sherwin, *The Book of Results* (Leeds: The Sorcerer's Apprentice Press), p. 32ff.

14. See Timothy D'Arch Smith's introduction to Francis Barrett's *The Magus* (Secaucus, NJ: Citadel Press, 1977), pp. vi-vii. His explanation is a bit tricky. The magician places the figures of a magical camea in their numerical order (always from left to right, starting in the bottom row) in a camea. After this, he traces the numbers following their numerical order on the original camea. The result of the example given in his introduction, the Saturn glyph, is quite convincing. But in the case of Jupiter and Mars, you need a good deal of imagination to recognize the proper glyph as given in the relevant classics in the resulting scribble. D'Arch Smith does point out, however, that some aesthetic corrections may have been made to obtain more or less symmetrical figures. Thus, his thesis is enlightening and witty and cannot be discarded completely, although a convincing presentation of the construction of *all* glyphs following this model might have provided more clarity to his procedures.

Bibliography

- Aerosol. "Smuggling Sigils Across. Sigil Magic for the Professional Magician." *Chaos International*, 4 (1988) p. 10f.
- Agrippa of Nettesheim. *De Occulta Philosophia*. Vol. 2, Köln, 1533.
- Barrett, Francis. *The Magus or Celestial Intelligencer: A Complete System of Occult Philosophy*. Reprint with a new introduction by Timothy D'Arch Smith. Secaucus, NJ: Citadel Press, 1977.
 - Carroll, Peter. *Liber Null & Psychonaut*. York Beach, ME: Samuel Weiser, Inc., 1987.
 - Dukes, Ramsey. *Uncle Ramsey's Bumper Book of Magical Spells*. Unpub.
- Frater U.'D.'.. "Mythen in Tüten. Vom magischen Umgang mit Analogien." *Unicorn*, XI/84, pp. 221-229.
- Grant, Kenneth. *Images and Oracles of Austin Osman Spare*. York Beach, ME: Samuel Weiser, Inc., 1975.
 - Jungkurth, Marcus M. *Zos Kia: Der Magier Austin Osman Spare und die Magie des Voodoo*. Berlin: Stein der Weisen, 1983.

Regardie, Israel. *How to Make and Use Talismans*. Wellingborough, Northamptonshire, England: The Aquarian Press, 1972.

Sherwin, Ray. *The Book of Results*. Leeds: The Sorcerer's Apprentice Press, n.d.

_____. *The Theatre of Magic*. Leeds: The Sorcerer's Apprentice Press, n.d.

Spare, Austin Osman. *The Collected Works of Austin Osman Spare: His Art, Philosophy and Magic*. Ed. Christopher Bray and Peter Carroll. Leeds: The Sorcerer's Apprentice Press, 1982.

Su'a'No-ta, Sujja. *Element-Magie: Ein praktischer Leitfaden*. Introduction by Frater U. .D. .Bad Honnef: Edition Magus, 1983.

_____. "Die Sprache des Unbewußten. Anleitung zur Erarbeitung einer individuellen Ritualsprache." *Unicorn*, III/82, pp. 137-141.

STAY IN TOUCH

On the following pages you will find listed, with their current prices, some of the books and tapes now available on related subjects. Your book dealer stocks most of these, and will stock new titles in the Llewellyn series as they become available. We urge your patronage.

However, to obtain our full catalog, to keep informed of new titles as they are released and to benefit from informative articles and helpful news, you are invited to write for our bi-monthly news magazine/catalog. A sample copy is free, and it will continue coming to you at no cost as long as you are an active mail customer. Or you may keep it coming for a full year with a donation of just \$2.00 in U.S.A. (\$7.00 for Canada & Mexico, \$20.00 overseas, first class mail). Many bookstores also have *The Llewellyn New Times* available to their customers. Ask for it.

Stay in touch! In *The Llewellyn New Times'* pages you will find news and reviews of new books, tapes and services, announcements of meetings and seminars, articles helpful to our readers, news of authors, advertising of products and services, special moneymaking opportunities, and much more.

The Llewellyn New Times

P.O. Box 64383-Dept. 774-X, St. Paul, MN 55164-0383, U.S.A.

TO ORDER BOOKS AND TAPES

If your book dealer does not have the books and tapes described on the following pages readily available, you may order them direct from the publisher by sending full price in U.S. funds, plus \$2.00 for postage and handling for the first book and 50¢ for each additional book. There are no postage and handling charges for orders over \$50. UPS Delivery: We ship UPS whenever possible. Delivery guaranteed. Provide your street address as UPS does not deliver to P.O. Boxes. UPS to Canada requires a \$50 minimum order. Allow 4-6 weeks for delivery. Orders outside the U.S.A and Canada: Airmail—add \$5 per book; add \$3 for each non-book item (tapes, etc.); add \$1 per item for surface mail.

FOR GROUP STUDY AND PURCHASE

Our Special Quantity Price for a minimum order of five copies of *Practical Sigil Magic* is \$26.85 cash-with-order. This price includes postage and handling within the United States. Minnesota residents must add 6% sales tax. For additional quantities, please order in multiples of five. For Canadian and foreign orders, add postage and handling charges as above. Credit card (VISA, Master Card, American Express) orders are accepted. Charge card orders only may be phoned free (\$15.00 minimum order) within the U.S.A. or Canada by dialing 1-800-THE MOON. Customer service calls dial 1-612-291-1970. Mail Orders to:

LLEWELLYN PUBLICATIONS

P.O. Box 64383-Dept. 774-X / St. Paul, MN 55164-0383, U.S.A.